JINDAL STAINLESS

JSL/HSPCB/CR/2026/ 429

29th September 2026

The Environmental Engineer (HQ),
Haryana State Pollution Control Board,
Plot No.11, Sector-6,
PANCHKULA

Subject: - Submission of Environment statement in the form -V for the period from 01st April, 2025 to 31st March, 2026 (FY 2025-26) under the Environment Protection Act, 1986.

Dear Sir,

Please find enclosed herewith the Environment Statement in the Form-V for the period from 01st April 2025 to 31st March 2026 (FY 2025-26) compliance under the Rule 14 of the Environment Protection Act, 1986. We hope you will find the same in order.

Thanking You,
Yours Faithfully,

For Jindal Stainless Limited,
(Cold Rolling Division)

Authorised Signatory

Enclosed: As above

CC: - **The Regional Officer,**
Haryana State Pollution Control Board,
Bay No.7-8, Urban Estate-II,
Hisar

430

30/09/2026

Regional Office
Haryana State Pollution Control Board
Hisar Region

Regional Office
Haryana State Pollution Control Board
Hisar Region

2025-26

Environment Statement

(Form-V)

(The Environment Statement i.e. Form-V is submitted once in a year in the month of September in compliance with the provisions of Environment Protection Act, 1986)

Jindal Stainless Limited,
(Cold Rolling Division)
OP Jindal Marg, Hisar (Haryana)

(FORM – V)
(See rule – 14)

ENVIRONMENT STATEMENT FOR THE FINANCIAL YEAR ENDING THE 31ST MARCH 2026

PART – A

1.	Name and address of the owner / Occupier of the industry operation or process	:	Vijay Kumar Bindlish (Authorized Signatory) Jindal Stainless Limited, Post Box No.6, O P Jindal Marg, Hisar-125005 Haryana.01662 -222471-83, Fax 01662-220476,220499 Vijay.bindlish@jindalstainless.com
2.	Industry category	:	Red
	Prime ---------- (STC Code)	:	-----
	Secondary ------ (SIC Code)	:	3312
3.	Production Capacity Unit		
	Cold Rolled Strips (CRAP) (MT/Day)	:	1100
	Hot Rolled strips (HRAP) (MT/Day)	:	400
	Cold Rolled Special Steel (SPD)(MT/Day)	:	80
	Stainless Steel Precision Strip(MT/Day)		95
	Coin Blanks (MT/Day)	:	25
	Green Hydrogen (90Nm3/hr)Number/day	:	90
4.	Year of establishment	:	1980
5.	Date of the last environment statement submitted	:	30.09.2025

Jindal Stainless Limited HISAR

PART – B

WATER AND RAW MATERIAL CONSUMPTION

1. A) **Water consumption (M^3/D)**

Process	:	2002 M^3/Day (Approx.)
Cooling	:	1443 M^3/Day (Approx.)
Domestic	:	114 M^3/Day (Approx.)
Lawn & Gardening	:	29 M^3/Day (Approx.)

B) **Specific Water consumption (M^3/MT)**

Sr. No.	Name of Products/Process	Process water consumption per unit of product output.	
		During the previous Financial Year	During the current Financial Year
1.	CRAP-M3/MT	2.43	2.36
2.	SPD-M3/MT	4.58	4.59
3.	Coin-M3/MT	1.21	0.96
4.	HRAP-M3/MT	1.12	1.10

2. **Raw material consumption**

Sr. No	Name of raw material	Name of Products	Consumption of Raw Material (MT/Annum)	
			During the previous Financial Year	During the current Financial Year
1	Hot Rolled Strips/ SS Plates	Cold rolled Strips & Coils of Stainless steel, Special	123931.20	101,735.39
2	Cold Rolled Strips/ SS Plates		71736.24	30,734.43
3	Raw Material - Others		---	---
4	Ammonia		2487.07	2,008.75
5	Nitric Acid		8136.71	7,817.16

		Steel, Blank Coins		
6	Sulphuric Acid		760.24	838.90
7	Hydroflouric Acid		4505.56	5,438.32

3. Power Consumption:

Sr. No.	Name of Products	Process Power consumption per unit of product output.	
		During the previous Financial Year	During the current Financial Year
1.	Cold rolled Coils- CR Strip (KWH/MT)	314.7	289.6
2.	Cold rolled Coils- SP Strip (KWH/MT)	975.9	1133.8

Note: - The Power used by Utility services is also considered in these products.

4. Fuel Consumption:

A. Fuel Oil:

Sr. No.	Name of Products	Process Power consumption per unit of product output.	
		During the previous Financial Year	During the current Financial Year
1.	Cold rolled Coils- CR Strip (L/MT)	5.7	5.4
2.	Cold rolled Coils- SP Strip (L/MT)	14.09	14.13

Note:- The Fuel used by Utility services is also considered in these products.

B. Propane Gas:

Sr. No.	Name of Products	Process Power consumption per unit of product output.	
		During the previous Financial Year	During the current Financial Year
1.	Cold rolled Coils- CR Strip (Kg/MT)	51.1	48.0
2.	Cold rolled Coils- SP Strip (Kg/MT)	29.7	30.2

Note:- The Propane Gas used by Utility services is also considered in these products.

Jindal Stainless Limited HISAR

PART – C

POLLUTION DISCHARGE TO ENVIRONMENT / UNIT OF OUTPUT (PARAMETERS SPECIFIED IN THE CONSENT ISSUED)

Pollution discharge to environment / unit of output (Parameters specified in the consent issued)

(A) Water Pollution Details ETP

Pollutants	Quantity of pollutants discharged (Mass / day)	Concentration of Pollutants in discharges (Mass / volume)	% age of violation from prescribed standards with reasons
Water	We have installed 03 ETPs in our unit and are analyzing samples in our own laboratory set up in Environment Department. We have maintained a Zero Liquid Discharge status with state of art waste water treatment facility and entire waste water is being recycled / reuse after complete Treatment.	Not Applicable	There is No Violation. Water is treated to a level better than permissible limits prescribed by concerned authorities i.e. CPCB.

(B) Air Pollution Details

Mill (Z-IV)

Pollutants Mg/l	Results mg/m³	Concentration of Pollutants discharged (Kgs/day)	% age of violation from prescribed standards with reasons
Suspended Particulate Matter	15.4	6.09	No deviations from standards prescribed.

Note: Data has been taken from Test Report issued by Noida Testing Laboratory LLP GT-20 Sector 117 Gautam Budh Nagar Report No. ST-200326-10 dated 27.03.2026 **(Annexure-A).** Air Pollution is being controlled by Air Pollution control system equipped with latest Technology.



AP-3 Acid pickling

Pollutants Mg/l	Results mg/m³	Concentration of Pollutants discharged (Kgs/day)	% age of violation from prescribed standards with reasons
Suspended Particulate Matter	13.27	9.40	No deviations from standards prescribed.

Note: Data has been taken from Test Report issued by Noida Testing Laboratory LLP GT-20 Sector 117 Gautam Budh Nagar Report No. ST-200326-12 dated 27.03.2026 **(Annexure-A).** Air Pollution is being controlled by Air Pollution control system equipped with latest Technology.



Stainless Limited HISAR

Power Plant

Pollutants Mg/l	Results mg/m³	Concentration of Pollutants discharged (Kgs/day)	% age of violation from prescribed standards with reasons
Suspended Particulate Matter	26.50	45.71	No deviations from standards prescribed.

Note: Data has been taken from Test Report issued by Noida Testing Laboratory LLP GT-20 Sector 117 Gautam Budh Nagar Report No. ST-200326-18 dated 27.03.2026 **(Annexure-A).**

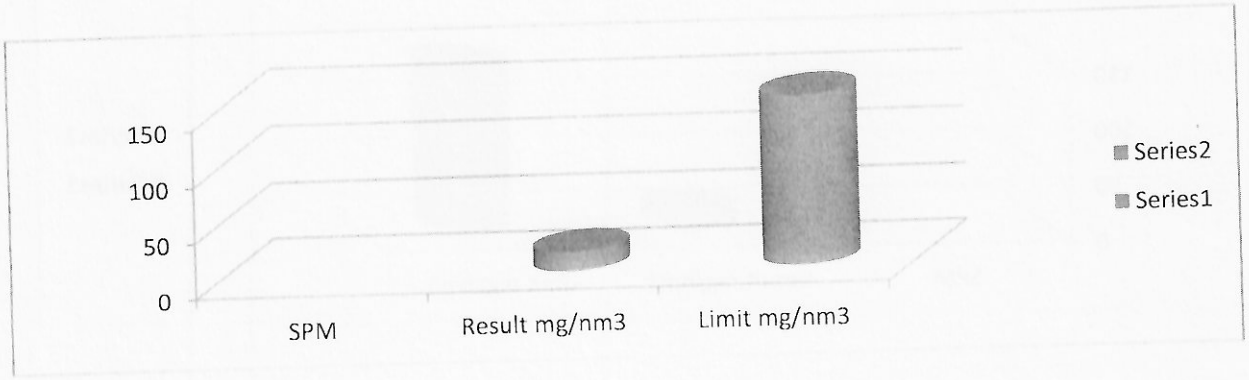

Z-4 Oil Cellar

Pollutants Mg/l	Results mg/m³	Concentration of Pollutants discharged (Kgs/day)	% age of violation from prescribed standards with reasons
Suspended Particulate Matter	14.20	6.27	No deviations from standards prescribed.

Note: Data has been taken from Test Report issued by Noida Testing Laboratory LLP GT-20 Sector 117 Gautam Budh Nagar Report No. ST-200326-11 dated 27.03.2026 **(Annexure-A).**



Boiler 6 TPH

Pollutants Mg/l	Results mg/m^3	Concentration of Pollutants discharged (Kgs/day)	% age of violation from prescribed standards with reasons
Suspended Particulate Matter	14.50	4.15	No deviations from standards prescribed.

Note: Data has been taken from Test Report issued by Noida Testing Laboratory LLP GT-20 Sector 117 Gautam Budh Nagar Report No. ST-200326-07 dated 27.03.2026 **(Annexure-A).** Air Pollution is being controlled by Air Pollution control system equipped with latest Technology.

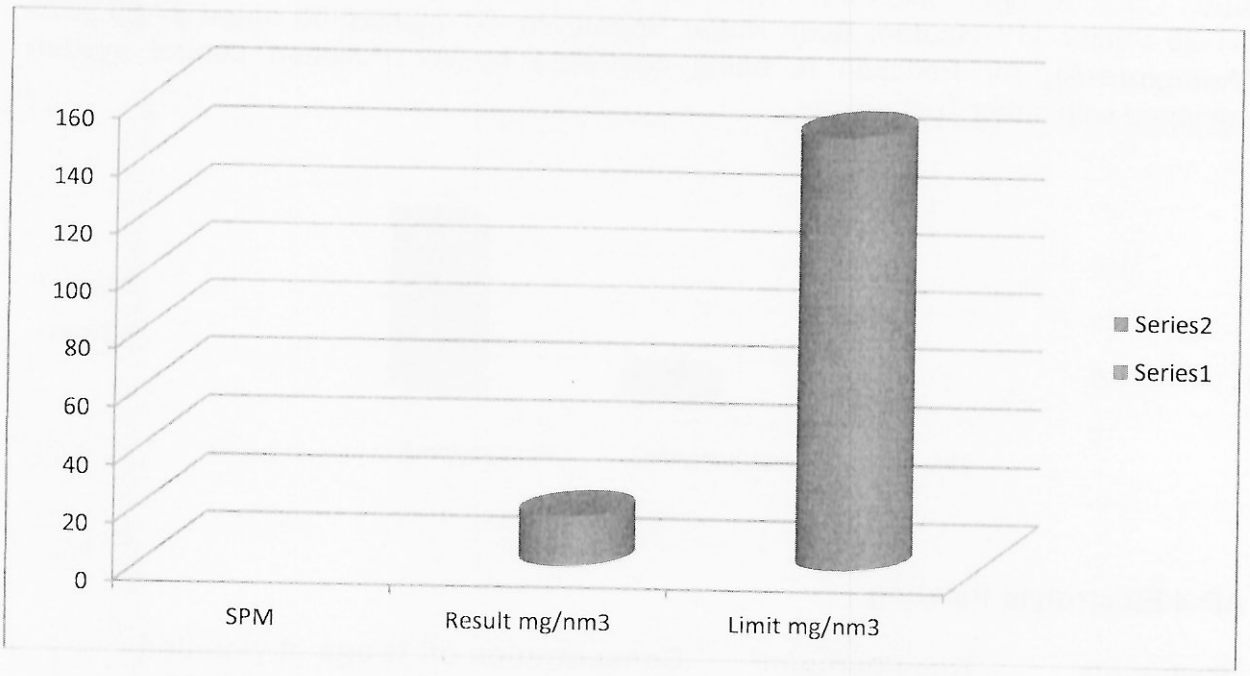

AP-2 Electrolyte Pickling

Pollutants Mg/l	Results mg/m^3	Concentration of Pollutants discharged (Kgs/day)	% age of violation from prescribed standards with reasons
Suspended Particulate Matter	21.60	----	No deviations from standards prescribed.

Note: Data has been taken from Test Report issued by Noida Testing Laboratory LLP GT-20 Sector 117 Gautam Budh Nagar Report No. ST-200326-05 dated 27.03.2026 **(Annexure-A).** Air Pollution is being controlled by Air Pollution control system equipped with latest Technology.



AP-4 Electrolyte Pickling

Pollutants Mg/l	Results mg/m^3	Concentration of Pollutants discharged (Kgs/day)	% age of violation from prescribed standards with reasons
Suspended Particulate Matter	18.56	6.12	No deviations from standards prescribed.

Note: Data has been taken from Test Report issued by Noida Testing Laboratory LLP GT-20 Sector 117 Gautam Budh Nagar Report No. ST-200326-15 dated 27.03.2026 **(Annexure-A).** Air Pollution is being controlled by Air Pollution control system equipped with latest Technology.



Boiler 8 TPH

Pollutants Mg/l	Results mg/m³	Concentration of Pollutants discharged (Kgs/day)	% age of violation from prescribed standards with reasons
Suspended Particulate Matter	23.60	18.72	No deviations from standards preescribed.

Note: Data has been taken from Test Report issued by Noida Testing Laboratory LLP GT-20 Sector 117 Gautam Budh Nagar Report No. ST-200326-13 dated 27.03.2026 **(Annexure-A).** Air Pollution is being controlled by Air Pollution control system equipped with latest Technology.



Z-II Mill

Pollutants Mg/l	Results mg/m³	Concentration of Pollutants discharged (Kgs/day)	% age of violation from prescribed standards with reasons
Suspended Particulate Matter	12.8	8.90	No deviations from standards prescribed.

Note: Data has been taken from Test Report issued by Noida Testing Laboratory LLP GT-20 Sector 117 Gautam Budh Nagar Report No. ST-200326-02 dated 27.03.2026 **(Annexure-A).** Air Pollution is being controlled by Air Pollution control system equipped with latest Technology.



SGL

Pollutants Mg/l	Results mg/m^3	Concentration of Pollutants discharged (Kgs/day)	% age of violation from prescribed standards with reasons
Suspended Particulate Matter	15.40	10.68	No deviations from standards prescribed.

Note: Data has been taken from Test Report issued by Noida Testing Laboratory LLP GT-20 Sector 117 Gautam Budh Nagar Report No. ST-200326-08 dated 27.03.2026 **(Annexure-A).** Air Pollution is being controlled by Air Pollution control system equipped with latest Technology.



Z-1 Mill:-

Pollutants Mg/l	Results mg/m^3	Concentration of Pollutants discharged (Kgs/day)	% age of violation from prescribed standards with reasons
Suspended Particulate Matter	15.4	6.09	No deviations from standards prescribed.

Note: Data has been taken from Test Report issued by Noida Testing Laboratory LLP GT-20 Sector 117 Gautam Budh Nagar Report No. ST-200326-01 dated 27.03.2026 **(Annexure-A).** Air Pollution is being controlled by Air Pollution control system equipped with latest Technology.



AP-2 Shot Blasting

Pollutants Mg/l	Results mg/m³	Concentration of Pollutants discharged (Kgs/day)	% age of violation from prescribed standards with reasons
Suspended Particulate Matter	21.40	6.47	No deviations from standards prescribed.

Note: Data has been taken from Test Report issued by Noida Testing Laboratory LLP GT-20 Sector 117 Gautam Budh Nagar Report No. ST-200326-04 dated 27.03.2026 **(Annexure-A).** Air Pollution is being controlled by Air Pollution control system equipped with latest Technology.



AP-2 Acid Pickling

Pollutants Mg/l	Results mg/m³	Concentration of Pollutants discharged (Kgs/day)	% age of violation from prescribed standards with reasons
Suspended Particulate Matter	14.78	4.07	No deviations from standards prescribed.

Note: Data has been taken from Test Report issued by Noida Testing Laboratory LLP GT-20 Sector 117 Gautam Budh Nagar Report No. ST-200326-06 dated 27.03.2026 **(Annexure-A).** Air Pollution is being controlled by Air Pollution control system equipped with latest Technology.



Jindal Stainless Limited HISAR

Annealing Furnace

Pollutants Mg/l	Results mg/m^3	Concentration of Pollutants discharged (Kgs/day)	% age of violation from prescribed standards with reasons
Suspended Particulate Matter	20.11	14.63	No deviations from standards prescribed.

Note: Data has been taken from Test Report issued by Noida Testing Laboratory LLP GT-20 Sector 117 Gautam Budh Nagar Report No. ST-200326-16 dated 27.03.2026 **(Annexure-A).**



CRD-III Jet Cool Exhaust

Pollutants Mg/l	Results mg/m^3	Concentration of Pollutants discharged (Kgs/day)	% age of violation from prescribed standards with reasons
Suspended Particulate Matter	12.17	82.51	No deviations from standards prescribed.

Note: Data has been taken from Test Report issued by Noida Testing Laboratory LLP GT-20 Sector 117 Gautam Budh Nagar Report No. ST-200326-14 dated 27.03.2026 **(Annexure-A).**



Z-III Mill

Pollutants Mg/l	Results mg/m³	Concentration of Pollutants discharged (Kgs/day)	% age of violation from prescribed standards with reasons
Suspended Particulate Matter	16.03	7.07	No deviations from standards prescribed.

Note: Data has been taken from Test Report issued by Noida Testing Laboratory LLP GT-20 Sector 117 Gautam Budh Nagar Report No. ST-200326-09 dated 27.03.2026 **(Annexure-A).**



Degreasing

Pollutants Mg/l	Results mg/m³	Concentration of Pollutants discharged (Kgs/day)	% age of violation from prescribed standards with reasons
Suspended Particulate Matter	12.54	4.03	No deviations from standards prescribed.

Note: Data has been taken from Test Report issued by Noida Testing Laboratory LLP GT-20 Sector 117 Gautam Budh Nagar Report No. ST-200326-17 dated 27.03.2026 **(Annexure-A).**



PS 20 Hi mill

Pollutants Mg/l	Results mg/m³	Concentration of Pollutants discharged (Kgs/day)	% age of violation from prescribed standards with reasons
Suspended Particulate Matter	19.10	21.86	No deviations from standards prescribed.

Note: Data has been taken from Test Report issued by Noida Testing Laboratory LLP GT-20 Sector 117 Gautam Budh Nagar Report No. ST-200326-19 dated 27.03.2026 **(Annexure-A).**



PS VBA Line

Pollutants Mg/l	Results mg/m³	Concentration of Pollutants discharged (Kgs/day)	% age of violation from prescribed standards with reasons
Suspended Particulate Matter	18.72	3.90	No deviations from standards prescribed.

Note: Data has been taken from Test Report issued by Noida Testing Laboratory LLP GT-20 Sector 117 Gautam Budh Nagar Report No. ST-200326-20 dated 27.03.2026 **(Annexure-A).**



SPD VBA Line

Pollutants Mg/l	Results mg/m^3	Concentration of Pollutants discharged (Kgs/day)	% age of violation from prescribed standards with reasons
Suspended Particulate Matter	17.14	2.91	No deviations from standards prescribed.

Note: Data has been taken from Test Report issued by Noida Testing Laboratory LLP GT-20 Sector 117 Gautam Budh Nagar Report No. ST-200326-21 dated 27.03.2026 **(Annexure-A).**



AP-2 Annealing

Pollutants Mg/l	Results mg/m^3	Concentration of Pollutants discharged (Kgs/day)	% age of violation from prescribed standards with reasons
Suspended Particulate Matter	17.25	4.03	No deviations from standards prescribed.

Note: Data has been taken from Test Report issued by Noida Testing Laboratory LLP GT-20 Sector 117 Gautam Budh Nagar Report No. ST-200326-03 dated 27.03.2026 **(Annexure-A).**

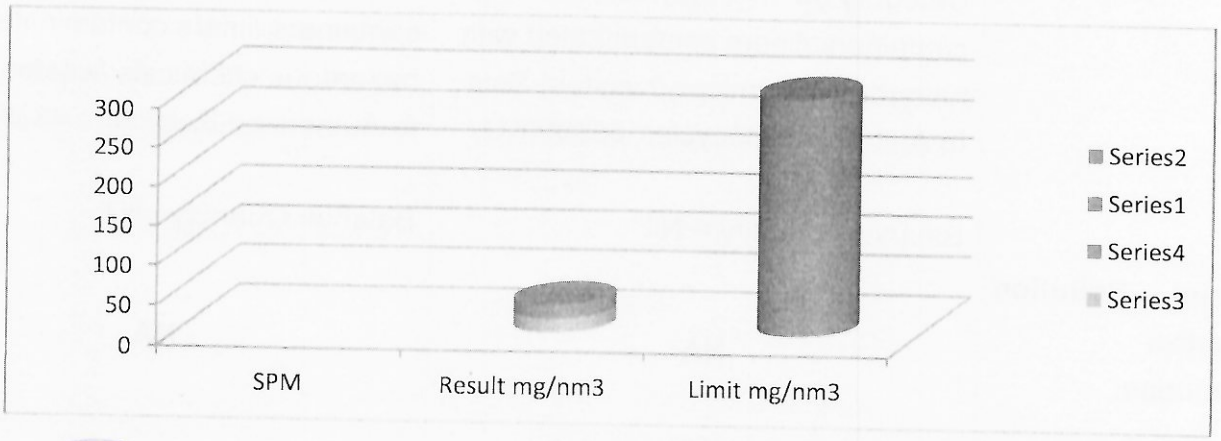

PART – D

HAZARDOUS WASTE

AS SPECIFIED UNDER HAZARDOUS AND OTHER WASTE (MANAGEMENT, HANDLING AND TRANSBOUNDARY MOVEMENT) RULES, 2016

Hazardous Waste	Total Quantity (Kg)	
	During the previous financial Year	During the current financial Year
From Process: No hazardous Waste is generated from the Stainless Steel Making process. The only Hazardous Waste is Spent Oil generated from Machines	Total Quantity generated from April 2024 to March 2025 = Category 5.1 : 112920 KG Category 33.1:65980 KG. Old Stock = Nil Category 5.1(Spent Oil) Sold to Authorized Recycler = 112920 KG. Category 33.1 (Empty barrels/ containers /liners contaminated with hazardous chemicals /wastes) Sold to Authorized Recycler: 65980 KG. Balance Quantity = Nil	Total Quantity generated from April 2025 to March 2026= Category 5.1 : 94620 KG Category 33.1 : 62330 KG Old Stock = Nil Category 5.1(Spent Oil) Sold to Authorized Recycler = 94620 KG Category 33.1 (Empty barrels/ containers /liners contaminated with hazardous chemicals /wastes) Sold to Authorized Recycler : 62330 KG Balance Quantity= Nil
From Pollution Control Facilities:	**NA**	**NA**

PART – E

SOLID WASTE

Solid Waste	Total Quantity (Kg)	
	During the previous financial Year	During the current financial Year
From Process: Neutralized Cake	Approx. 878 MT / Month	Approx. 941 MT/ Month
From Pollution Control facilities:	Quench scale which is 100 % recycle in SAF for metal recovery	
Quantity recycled or re-utilized within the unit	After neutralization of acid waste with lime, the neutralized chemical slurry is passed through Filter Press and this solid neutralized cake is sent to SAF Plant for recovery of metal.	
Sold	**Nil**	
Disposed	**Nil**	

PART – F

PLEASE SPECIFY THE CHARACTERIZATION (IN TERM OF COMPOSITION OF QUANTUM) OF HAZARDOUS AS WELL AS SOLID WASTE AND INDICATE DISPOSAL PRACTICE ADOPTED FOR BOTH THESE CATEGORIES OF WASTES.

Battery Waste:

As specified under Batteries (Management and Handling) Amendment Rules, 2010, the details of used batteries generation are as under:

Battery Waste	Total Quantity (Kg)	
	During the previous financial Year	During the current financial Year
From Plant, Automotives and other equipments	Total Quantity generated from April 2024 to March 2025 = Nil Old Stock = Nil Total Quantity Sold to Authorized Recycler = Nil Balance Quantity = Nil	Total Quantity generated from April 2025 to March 2026 = 12340 KG Old Stock = Nil Total Quantity Sold to Authorized Recycler = 12340 KG Balance Quantity = Nil

E- Waste:

As specified under E-Waste (Management and Handling) Amendment Rules, 2022, the details of E-waste generation are as under:

E- Waste	Total Quantity (Pieces)	
	During the previous financial Year	During the current financial Year
From Plant and other equipments	Total Quantity generated from April 2024 to March 2025 = E-Waste (IT , Electrical & Electronics) = 1.770 MT Old Stock = Nil Total Quantity Sold to Authorized Recycler = 1.770 MT	Total Quantity generated from April 2025 to March 2026 E-Waste (IT , Electrical & Electronics) = Nil Old Stock = Nil Total Quantity Sold to Authorized Recycler = Nil

		Balance Quantity = Nil

Biomedical Waste:

As specified under Bio-Medical Waste Management (Amendment) Rules, 2018, the details of biomedical waste generation are as under:

Biomedical Waste	Total Quantity (Kg)	
	During the previous financial Year	During the current financial Year
From Occupational Health Center	Total Quantity generated from Jan 2024 to Dec 2024 = 28.53 KG Old Stock = Nil Total Quantity given to Authorized Recycler = 28.53 KG Balance Quantity = Nil	Total Quantity generated from Jan 2025 to Dec. 2025 = 29 KG Old Stock = Nil Total Quantity given to Authorized Recycler = 29 KG Balance Quantity = Nil

Other Wastes:

Jindal Stainless Limited has adopted the policy of Reducing, Reuse &Recycling of waste. The Solid Waste produced is recycled in Metal Recovery Plant for Metal Recovery.

Spent/ Waste Oil: The only hazardous waste is Spent Oil, which is collected at specified site (waste oil store) in standard 200 liter mild steel drums and stored as per guidelines of CPCB/ MOEFCC.

The Hazardous Waste is channelized to the Recyclers Authorized by MOEFCC/ CPCB or Haryana State Pollution Control Board for recycling of hazardous waste.

Neutralized Cake: After neutralization of acid waste with lime, the neutralized chemical slurry is passed through Filter Press and this solid neutralized cake is reused / recycles in the plant.

PART – G

IMPACT OF THE POLLUTION ABATEMENT MEASURES TAKEN ON CONSERVATION OF NATURAL RESOURCES AND ON THE COST OF PRODUCTION.

Jindal Stainless Limited has a well defined HSE policy; clearly demonstrating its commitment towards Natural Resource Conservation and Environmental Protection. Conservation of natural resources is being taken on priority and the following ongoing improvement project:

- Energy Conservation by reducing the wastage by optimum utilization of power at each step of manufacturing process. Modification, up-gradation & automation of process equipment & other utilities as per optimum requirement as a continual process at Jindal Stainless Limited.
- Optimization in Water Consumption by reutilization after complete treatment of waste water aiming to Zero Discharge.
- Neutralized sludge is reused / recycles in the plant for metal recovery at SAF plant.
- All scrap material is collected and send back to the process.
- Green Belt Development to increase green canopy cover in and around the Jindal Stainless Limited premises.

PART – H

ADDITIONAL MEASURES / INVESTMENT PROPOSAL FOR ENVIRONMENTAL PROTECTION INCLUDING ABATEMENT OF POLLUTION, PREVENTION OF POLLUTION.

- To improve the environmental conditions, Modification / Up gradation & Automation is carried out. It's a continual process of improvement at Jindal Stainless Limited for clean & Safe Environment.
- Installed Scanacon's Acid Management System to optimize our acid-metal processes with continuous acid-metal separation, maintaining acid concentrations through analysis and additions, suspended solids removal, process circulation and acid recovery system with the closed-loop pickling. This system results in:
    - Reduced waste-water treatment plant chemicals consumption.
    - Reduce fresh acid consumption.
    - Reduced rinsing water consumption.
- Keeping in view the future environmental regulations a continual modification & Automation are done as a part of our policy to meet these norms voluntarily in advance. i.e. De NOx System for Air pollution Control / SAF / Rain Water Harvesting Projects implemented.

PART – I

ANY OTHER PARTICULARS FOR IMPROVING THE QUALITY OF THE ENVIRONMENT.

- At Jindal Stainless Limited ,the possible areas of resource conservation and the source of Pollutants are identified, assessed and subsequently proper arrangements for their control are incorporated. Some actions taken in direction to improve the quality of Environment.
- Metal Recovery Plant is in place for recovery of metals in waste if any.
- All Chemicals used for cooling water treatment are biodegradable.
- Company is working as per TPM, 6 – Sigma, 5S and quality improvement projects for better productivity & Control.
- Green Belt is developed in and around the factory premises.

ADDITIONAL INFORMATION REQUIRED FOR ENVIRONMENT STATEMENT

1. **Methods of waste prevention**
   a. Alternative Raw materials or replacement of toxic material

   There is no any use of toxic material in the production of Stainless Steel. Raw material is hot Rolled SS Coils.

   b. Cleaner Technology
   - Use of LPG/Propane instead of oil having a important role in reducing the load of NOx & SOx gases
   - After a complete Treatment Recover & Reuse of entire waste water in the plant is done for water conservation.
   - Waste Heat recovery and its use have been adopted.

2. **Methods of waste Reduction**
   - Water & Wastewater Management through optimum use and reduction in waste water and reuse of entire wastewater after Treatment.
   - Reduction, Recovery &Recycle of entire process Solid waste through material recovery plant.

3. **Mass Balance in flow chart indicating raw material , products, solid, liquid and gaseous**

   Please find attached Manufacturing Process Flow Chart as Annexure-II

4. **Environmental sound layout/Environment Management**

   Please find attached Details as Annexure - III

5. **Maintenance of Ecology balance by compensatory methods/ Tree plantations & Green Belt Development**

   Attached Details herewith as Annexure - IV

Other Documents attached:

Various certifications taken by industryare attached herewith as Annexure – V

- Copy of ISO-14001:2015 Certificate
- Copy of ISO-9001:2015 Certificate
- Copy of ISO:45001:2018 Certificate
- Copy of ISO: 50001:2018 Certificate

Annexure-A

NOIDA TESTING LABORATORIES LLP

(A Government of India Approved Testing Laboratory)

(An ISO : 9001 : 2015, ISO 45001 : 2018 (OH&S) Certified & NABL Accredited Laboratory)

MoEF, CC (Ministry of Environment, Forest & Climate Change) and UPPCB Recognized Laboratory

☎ +91-9313611642, 8510081921, 7503031145, 8527870572, 7503031146, 9999794369

Analysing for an Assured Future

TC-15994

TEST CERTIFICATE

Issued To: M/s Jindal Stainless Limited (Cold Rolling Division)	Report Code : ST-200326-10
	ULR No. : TC159642 6000011072F
	Test Report of : Stack Emission
Address: O P Jindal Marg Hisar 125005 (HR)	Discipline : Atmospheric Pollution
	Service Request No : NTL/SRF/03/26-01
	Service Request Date : 18/03/2026
	Report Issue Date : 27/03/2026

SAMPLING & ANALYSIS DATA

Sample Drawn on	19/03/2026
Sample Drawn By	NTL Representative
Sample Description	Z-IV Mill
Sampling Time	30 minutes
Sampling Plan & Procedure	SOP/SE/09
Analysis Duration	20/03/2026 to 27/03/2026
Stack Temperature (°C)	35
Source of Emission	Stack Attached to Z-4 Mill
Area	CRD -2
Type of Fuel used	-
Operating Load	Normal
Material of Construction	MS
Diameter of Stack(meter)	1.4
Height of Stack from ground level(meter)	30.0
Average Velocity of Flue Emission (m/s)	6.58
Pollution Control Measure, If Any	
Volumetric Flow Rate, Nm^3/hr	32300.0

TEST RESULT

S. No.	Parameter	Test Method	Results	Units	Emission Limits
1.	Particulate Matter (as PM)	IS:11255(Part-1)	16.05	mg/Nm^3	150
2.	Sulphur Dioxide (SO_2)	IS:11255(Part-2)	8.70	mg/Nm^3	Not Specified
3.	Nitrogen dioxide (as NO_x)	IS:11255(Part-7)	16.54	mg/Nm^3	Not Specified

Notes:

1. The results given above are related to the tested sample, as received & mentioned parameters. The customer noted for the above tests only.
2. Responsibility of the Laboratory is limited to the involved amount only.
3. This test report will not be generated again, either wholly or in part, without prior written permission of the laboratory.
4. The test samples will be disposed off after two weeks from the date of issue of test report, unless until specified by the customer.

CHECKED BY

AUTHORIZED SIGNATORY

Laboratory : GT-20, Sector-117, Gautam Budh Nagar - 201 301 (U.P.)

Branch Office :

HARIDWAR | DEHRADUN | PUNE

E-mail : noida.laboratory@gmail.com | Website : www.noidalabs.com

NOIDA TESTING LABORATORIES LLP

(A Government of India Approved Testing Laboratory)

(An ISO : 9001 : 2015, ISO 45001 : 2018 (OH&S) Certified & NABL Accredited Laboratory)

MoEF, CC (Ministry of Environment, Forest & Climate Change) and UPPCB Recognized Laboratory

+91-9313611642, 8510081921, 7503031145, 8527870572, 7503031146, 9999794369

Analysing for an Assured Future

TC-15964

TEST CERTIFICATE

Issued To: M/s Jindal Stainless Limited (Cold Rolling Division) Address: O P Jindal Marg Hisar 125005 (HR)	Report Code : ST-200326-12 ULR No. : TC159642600011074F Test Report of : Stack Emission Discipline : Atmospheric Pollution Service Request No : NTL/SRF/03/26-01 Service Request Date : 18/03/2026 Report Issue Date : 27/03/2026

SAMPLING & ANALYSIS DATA

Sample Drawn on	:	19/03/2026
Sample Drawn By	:	NTL Representative
Sample Description	:	AP-3 Acid Pickling
Sampling Time	:	30 minutes
Sampling Plan & Procedure	:	SOP/SE/09
Analysis Duration	:	20/03/2026 to 27/03/2026
Stack Temperature (°C)	:	154
Source of Emission	:	Stack Attached to AP-3 Acid Pickling
Area	:	CRD -2
Type of Fuel used	:	LPG
Operating Load	:	Normal
Material of Construction	:	SS
Diameter of Stack (meter)	:	1.2
Height of Stack from ground level (meter)	:	30.0
Average Velocity of Flue Emission (m/s)	:	7.25
Pollution Control Measure, If Any	:	De Nox
Volumetric Flow Rate, Nm^3/hr	:	18924.0

TEST RESULT

S. No.	Parameter	Test Method	Results	Units	Emission Limits
1.	Particulate Matter (as PM)	IS:11255(Part-1)	13.27	mg/Nm^3	150
2.	Sulphur Dioxide (SO_2)	IS:11255(Part-2)	6.80	mg/Nm^3	Not Specified
3.	Nitrogen dioxide (as NO_x)	IS:11255(Part-7)	14.00	mg/Nm^3	Not Specified

Notes:

1. The results given above are related to the tested sample, as received & mentioned parameters. The customer asked for the above tests only.
2. Responsibility of the Laboratory is limited to the invoiced amount only.
3. This test report will not be generated again, either wholly or in part, without prior written permission of the laboratory.
4. The test samples will be disposed off after two weeks from the date of issue of test report, unless until specified by the customer.

CHECKED BY

AUTHORIZED SIGNATORY

Laboratory : GT-20, Sector-117, Gautam Budh Nagar - 201 301 (U.P.)

Branch Office :

HARIDWAR | DEHRADUN | PUNE

E-mail : noida.laboratory@gmail.com | Website : www.noidalabs.com

NOIDA TESTING LABORATORIES LLP

(A Government of India Approved Testing Laboratory)

(An ISO : 9001 : 2015, ISO 45001 : 2018 (OH&S) Certified & NABL Accredited Laboratory)

MoEF, CC (Ministry of Environment, Forest & Climate Change) and UPPCB Recognized Laboratory

+91-9313611642, 8510081921, 7503031145, 8527870572, 7503031146, 9999794369

TC-15964

TEST CERTIFICATE

Issued To: M/s Jindal Stainless Limited (Cold Rolling Division)	Report Code : ST-200326-18
	ULR No. : TC1596426000011080F
Address: O P Jindal Marg Hisar 125005 (HR)	Test Report of : Stack Emission
	Discipline : Atmospheric Pollution
	Service Request No : NTL/SRF/03/26-01
	Service Request Date : 18/03/2026
	Report Issue Date : 27/03/2026

SAMPLING & ANALYSIS DATA

Sample Drawn on	19/03/2026
Sample Drawn By	NTL Representative
Sample Description	D G Set
Sampling Time	30 minutes
Sampling Plan & Procedure	SOP/SE/09
Analysis Duration	20/03/2026 to 27/03/2026
Stack Temperature (°C)	186
Source of Emission	Stack Attached to DG (6+6 MW)
Area	Power Plant
Type of Fuel used	LSHS
Operating Load	Normal
Material of Construction	MS
Diameter of Stack (meter)	1.7
Height of Stack from ground level (meter)	56.0
Average Velocity of Flue Emission (m/s)	8.80
Pollution Control Measure, If Any	-
Volumetric Flow Rate, Nm^3/hr	42800.0

TEST RESULT

S. No.	Parameter	Test Method	Results	Units	Emission Limits
1.	Particulate Matter (as PM)	IS:11255(Part-1)	26.50	mg /Nm^3	150
2.	Sulphur Dioxide (SO_2)	IS:11255(Part-2)	31.40	mg /Nm^3	Not Specified
3.	Nitrogen dioxide (as NO_x)	IS:11255(Part-7)	75.10	mg /Nm^3	Not Specified

Notes:

1. The results given above are related to the tested sample, as received & mentioned parameters. The customer asked for the above tests only.
2. Responsibility of the Laboratory is limited to the invoiced amount only.
3. This test report will not be generated again, either wholly or in part, without prior written permission of the Laboratory.
4. The test samples will be disposed off after two weeks from the date of issue of test report, unless until specified by the customer.

CHECKED BY

AUTHORIZED SIGNATORY

Laboratory : GT-20, Sector-117, Gautam Budh Nagar - 201 301 (U.P.)

Branch Office

HARIDWAR | DEHRADUN | PUNE

Email : noidalaboratory@gmail.com | Website : www.noidalabs.com

NOIDA TESTING LABORATORIES LLP

(A Government of India Approved Testing Laboratory)

(An ISO 9001 : 2015, ISO 45001 : 2018 (OH&S) Certified & NABL Accredited Laboratory)

MoEF, CC (Ministry of Environment, Forest & Climate Change and UPPCB Recognized Laboratory)

+91-9313611642, 8510083921, 7503031145, 8527870572, 7503031146, 9990704369

TC-1964

TEST CERTIFICATE

Issued To: M/s Jindal Stainless Limited (Cold Rolling Division)	Report Code : ST-200326-11
	ULR No. : TC159642600001073F
Address: O P Jindal Marg Hisar 125005 (HR)	Test Report of : Stack Emission
	Discipline : Atmospheric Pollution
	Service Request No : NTL/SRF/03/26-01
	Service Request Date : 18/03/2026
	Report Issue Date : 27/03/2026

SAMPLING & ANALYSIS DATA

Sample Drawn on	:	19/03/2026
Sample Drawn By	:	NTL Representative
Sample Description	:	Z-4 Oil Cellar Fume Exhaust
Sampling Time	:	30 minutes
Sampling Plan &Procedure	:	SOP/SE/09
Analysis Duration	:	20/03/2026 to 27/03/2026
Stack Temperature (°C)	:	58
Source of Emission	:	Stack Attached to Z-4 Oil Cellar Fume Exhaust
Area	:	CRD -2
Type of Fuel used	:	-
Operating Load	:	Normal
Material of Construction	:	MS
Diameter of Stack(meter)	:	1.0
Height of Stack from ground level (meter)	:	30.0
Average Velocity of Flue Emission (m/s)	:	6.51
Pollution Control Measure, If Any	:	-
Volumetric Flow Rate, Nm^3/hr	:	16150.0

TEST RESULT

S. No.	Parameter	Test Method	Results	Units	Emission Limits
1.	Particulate Matter (as PM)	IS:11255(Part-1)	14.20	mg/Nm^3	150
2.	Sulphur Dioxide (SO_2)	IS:11255(Part-2)	12.16	mg/Nm^3	Not Specified
3.	Nitrogen dioxide (as NO_2)	IS:11255(Part-7)	15.49	mg/Nm^3	Not Specified

Notes:

1. The results given above are related to the tested sample, as received & mentioned parameters. The customer asked for the above tests only.
2. Responsibility of the Laboratory is limited to the invoiced amount only.
3. This test report will not be generated again, either wholly or in part, without prior written permission of the laboratory.
4. The test samples will be disposed off after two weeks from the date of issue of test report, unless until specified otherwise by customer.

CHECKED BY

AUTHORIZED SIGNATORY

Laboratory : GT-20, Sector-117, Gautam Budh Nagar - 201 301 (U.P.)

Branch Office : HARIDWAR | DEHRADUN | PUNE

Email : noida.laboratory@gmail.com | Website : www.noidalabs.com

NOIDA TESTING LABORATORIES LLP

(A Government of India Approved Testing Laboratory)

(An ISO : 9001 : 2015, ISO 45001 : 2018 (OH&S) Certified & NABL Accredited Laboratory)

MoEF, CC (Ministry of Environment, Forest & Climate Change) and UPPCB Recognized Laboratory

☎ +91-9313613642, 8510081921, 7503081145, 8527870572, 7503011146, 9999794869

TC-12964

TEST CERTIFICATE

Issued To: M/S Jindal Stainless Limited (Cold Rolling Division)	Report Code : ST-200326-07
Address: O P Jindal Marg Hisar 125005 (HR)	ULR No. : TC159642600001069F
	Test Report of : Stack Emission
	Discipline : Atmospheric Pollution
	Service Request No : NTL/SRF/03/26-01
	Service Request Date : 18/03/2026
	Report Issue Date : 27/03/2026

SAMPLING & ANALYSIS DATA

Sample Drawn on	: 19/03/2026
Sample Drawn By	: NTL Representative
Sample Description	: CRD I Boiler
Sampling Time	: 30 minutes
Sampling Plan &Procedure	: SOP SE/09
Analysis Duration	: 20/03/2026 to 27/03/2026
Stack Temperature (°C)	: 46
Source of Emission	: Stack Attached to CRD-I Boiler
Area	: CRD -I
Type of Fuel used	: LSHS
Operating Load	: Normal
Material of Construction	: MS
Diameter of Stack(meter)	: 0.8
Height of Stack from ground level(meter)	: 30.0
Average Velocity of Flue Emission (m/s)	: 6.6
Pollution Control Measure, If Any	: -
Volumetric Flow Rate, Nm^3/hr	: 1065.3

TEST RESULT

S. No.	Parameter	Test Method	Results	Units	Emission Limits
1.	Particulate Matter (as PM)	IS:11255(Part-1)	14.50	mg/Nm^3	150
2.	Sulphur Dioxide (SO_2)	IS:11255(Part-2)	9.87	mg/Nm^3	Not Specified
3.	Nitrogen dioxide (as NO_x)	IS:11255(Part-7)	16.40	mg/Nm^3	Not Specified

Notes:

1. The results given above are related to the tested sample, as received & mentioned parameters. The customer asked for the above tests only.
2. Responsibility of the Laboratory is limited to the invoiced amount only.
3. This test report will not be given used again, either wholly or in part, without prior written permission of the laboratory.
4. The test samples will be disposed off after two weeks from the date of issue of test report, unless until specified by the customer.

CHECKED BY

AUTHORIZED SIGNATORY

Laboratory : GT-20, Sector-117, Gautam Budh Nagar - 201 301 (U.P.)

Branch Office : HARIDWAR | DEHRADUN | PUNE

E-mail : noida.laboratory@gmail.com | Website : www.noidalabs.com

NOIDA TESTING LABORATORIES LLP

(A Government of India Approved Testing Laboratory)

(An ISO: 9001 : 2015, ISO 45001 : 2018 (OHAS) Certified & NABL Accredited Laboratory)

MoEF, CC (Ministry of Environment, Forest & Climate Change) and UPPCB Recognized Laboratory

+91-9313611642, 8510081921, 7503031145, 8527870572, 7503031146, 9997794369

TC-1960

TEST CERTIFICATE

Issued To:	M/S Jindal Stainless Limited (Cold Rolling Division)
Address:	O P Jindal Marg Hisar 125005 (HR)

Report Code	: ST-200326-05
ULR No.	: TC159642600001106 7F
Test Report of	: Stack Emission
Discipline	: Atmospheric Pollution
Service Request No	: NTL/SRF/03/26-01
Service Request Date	: 18/03/2026
Report Issue Date	: 27/03/2026

SAMPLING & ANALYSIS DATA

Sample Drawn on	19/03/2026
Sample Drawn By	NTL Representative
Sample Description	AP-2 Electrolyte Pickling
Sampling Time	30 minutes
Sampling Plan & Procedure	SOP/SE/09
Analysis Duration	20/03/2026 to 27/03/2026
Stack Temperature (°C)	125
Source of Emission	Stack Attached to AP-2 Electrolyte Pickling
Area	CRD -1
Type of Fuel used	-
Operating Load	Normal
Material of Construction	MS
Diameter of Stack (meter)	0.8
Height of Stack from ground level (meter)	30.0
Average Velocity of Flue Emission (m/s)	7.20
Pollution Control Measure, If Any	Wet Scrubber
Volumetric Flow Rate, Nm^3/Hr	2516.0

TEST RESULT

S. No.	Parameter	Test Method	Results	Units	Emission Limits
1.	Particulate Matter (as PM	IS:11255(Part-1)	21.60	mg/Nm^3	150
2.	Sulphur Dioxide (SO_2)	IS:11255(Part-2)	5.40	mg/Nm^3	Not Specified
3.	Nitrogen dioxide (as NO_x)	IS:11255(Part-7)	8.95	mg/Nm^3	Not Specified

Notes:

1. The results given above are related to the tested sample, as received & mentioned parameters. The laboratory is liable for the above tests only.
2. Responsibility of the Laboratory is limited to the customer invoiced only.
3. This test report will not be reproduced again, either whole or in part, without prior written permission of the laboratory.
4. The test samples will be disposed off after two weeks from the date of issue of test report, unless until specified by the customer.

CHECKED BY

AUTHORIZED SIGNATORY

Laboratory : GT-20, Sector-117, Gautam Budh Nagar - 201 301 (U.P.)

HARIDWAR | DEHRADUN | PUNE

Email : noida.laboratory@gmail.com | Website : www.noidalabs.com

NOIDA TESTING LABORATORIES LLP

(A Government of India Approved Testing Laboratory)

(An ISO : 9001 : 2015, ISO 45001 : 2018 (OH&S) Certified & NABL Accredited Laboratory)

MoEF, CC (Ministry of Environment, Forest & Climate Change) and UPPCB Recognized Laboratory

+91-9313611642, 8510081921, 7503031145, 8527870572, 7503031146, 9999794369

TC 15964

TEST CERTIFICATE

Issued To:	M/s Jindal Stainless Limited (Cold Rolling Division)
Address:	O P Jindal Marg Hisar 125005 (HR)

Report Code	: ST-200326-15
ULR No.	: TC159642600001107 7F
Test Report of	: Stack Emission
Discipline	: Atmospheric Pollution
Service Request No	: NTL/SRF/03/26-01
Service Request Date	: 18/03/2026
Report Issue Date	: 27/03/2026

SAMPLING & ANALYSIS DATA

Sample Drawn on	19/03/2026
Sample Drawn By	NTL Representative
Sample Description	Electrolyte Pickling
Sampling Time	30 minutes
Sampling Plan & Procedure	SOP/SE/09
Analysis Duration	20/03/2026 to 27/03/2026
Stack Temperature (°C)	145
Source of Emission	Stack Attached to Electrolyte Pickling
Area	CRD -3
Type of Fuel used	-
Operating Load	Normal
Material of Construction	SS
Diameter of Stack(meter)	0.8
Height of Stack from ground level(meter)	30.0
Average Velocity of Flue Emission (m/s)	7.60
Pollution Control Measure, If Any	Wet Scrubber
Volumetric Flow Rate, Nm^3/hr	8980.0

TEST RESULT

S. No.	Parameter	Test Method	Results	Units	Emission Limits
1.	Particulate Matter (as PM)	IS:11255(Part-1)	18.56	mg/Nm^3	150
2.	Sulphur Dioxide (SO_2)	IS:11255(Part-2)	12.40	mg/Nm^3	Not Specified
3.	Nitrogen dioxide (as NO_2)	IS:11255(Part-7)	17.60	mg/Nm^3	Not Specified

Notes:

1. The results given above are related to the tested sample, as received & mentioned parameters. The customer asked for the above test only.
2. Responsibility of the Laboratory is limited to the invoiced amount only.
3. This test report will not be generated again, either wholly or in part, without prior written permission of the laboratory.
4. The test samples will be disposed off after two weeks from the date of issue of test report, unless until specified by the customer.

CHECKED BY

AUTHORIZED SIGNATORY

NOIDA TESTING LABORATORIES LLP

(A Government of India Approved Testing Laboratory)

(An ISO : 9001 : 2015, ISO 45001 : 2018 (OH&S) Certified & NABL Accredited Laboratory)

MoEF, CC (Ministry of Environment, Forest & Climate Change) and UPPCB Recognized Laboratory

+91-9313611642, 8510081921, 7503031145, 8527870572, 7503031146, 9999794369

TC-13964

TEST CERTIFICATE

Issued To: M/s Jindal Stainless Limited (Cold Rolling Division)	Report Code : ST-200326-13
	ULR No. : TC159642600001107SF
Address: O P Jindal Marg Hisar 125005 (HR)	Test Report of : Stack Emission
	Discipline : Atmospheric Pollution
	Service Request No : NTL/SRF/03/26-01
	Service Request Date : 18/03/2026
	Report Issue Date : 27/03/2026

SAMPLING & ANALYSIS DATA

Sample Drawn on	:	19/03/2026
Sample Drawn By	:	NTL Representative
Sample Description	:	CRD -2 Boiler
Sampling Time	:	30 minutes
Sampling Plan & Procedure	:	SOP/SE/09
Analysis Duration	:	20/03/2026 to 27/03/2026
Stack Temperature (°C)	:	152
Source of Emission	:	Stack Attached to CRD- 2 Boiler
Area	:	CRD - 2
Type of Fuel used	:	LPG
Operating Load	:	Normal
Material of Construction	:	MS
Diameter of Stack(meter)	:	1.2
Height of Stack from ground level(meter)	:	30.0
Average Velocity of Flue Emission (m/s)	:	8.12
Pollution Control Measure, If Any	:	-
Volumetric Flow Rate, Nm^3/hr	:	2120.4.0

TEST RESULT

S. No.	Parameter	Test Method	Results.	Units	Emission Limits
1.	Particulate Matter (as PM)	IS:11255(Part-1)	23.60	mg /Nm^3	150
2.	Sulphur Dioxide (SO_2)	IS:11255(Part-2)	11.37	mg /Nm^3	Not Specified
3.	Nitrogen dioxide (as NO_x)	IS:11255(Part-7)	25.02	mg /Nm^3	Not Specified

Notes:

1. The results given above are related to the tested sample, as received & mentioned parameters. The customer asked for the above tests only
2. Responsibility of the Laboratory is limited to the invoiced amount only
3. This test report will not be generated again, either wholly or in part, without prior written permission of the laboratory.
4. The test samples will be disposed off after two weeks from the date of issue of test report, unless until specified by the customer.

CHECKED BY

AUTHORIZED SIGNATORY

NOIDA TESTING LABORATORIES LLP

(A Government of India Approved Testing Laboratory)

(An ISO : 9001 : 2015, ISO 45001 : 2018 (OH&S) Certified & NABL Accredited Laboratory)

MoEF, CC (Ministry of Environment, Forest & Climate Change) and UPPCB Recognized Laboratory

☎ +91-9313611642, 8510081921, 7503031145, 8527870572, 7503031146, 9999794369

TC 10964

TEST CERTIFICATE

Issued To: M/s Jindal Stainless Limited (Cold Rolling Division)	Report Code : ST-200326-02
	ULR No. : TC159642600001l064F
Address: O P Jindal Marg Hisar 125005 (HR)	Test Report of : Stack Emission
	Discipline : Atmospheric Pollution
	Service Request No : NTL/SRF/03/26-01
	Service Request Date : 18/03/2026
	Report Issue Date : 27/03/2026

SAMPLING & ANALYSIS DATA

Sample Drawn on	19/03/2026
Sample Drawn By	NTL Representative
Sample Description	Z-1 Mill
Sampling Time	30 minutes
Sampling Plan &Procedure	SOP/SL/09
Analysis Duration	20/03/2026 to 27/03/2026
Stack Temperature (°C)	42
Source of Emission	Stack Attached to Z-2 Mill
Area	CRD -1
Type of Fuel used	-
Operating Load	Normal
Material of Construction	MS
Diameter of Stack meter)	1.2
Height of Stack from ground level(meter)	30.0
Average Velocity of Flue Emission (m/s)	7.12
Pollution Control Measure, If Any	-
Volumetric Flow Rate, Nm^3/hr	25122.0

TEST RESULT

S. No.	Parameter	Test Method	Results	Units	Emission Limits
1.	Particulate Matter (as PM)	IS:11255(Part-1)	12.80	mg/Nm^3	150
2.	Sulphur Dioxide (SO_2)	IS:11255(Part-2)	6.49	mg/Nm^3	Not Specified
3.	Nitrogen dioxide (as NO_x)	IS:11255(Part-7)	14.01	mg/Nm^3	Not Specified

Notes:

1. The results given above are related to the tested sample, as received & mentioned parameters. The customer asked for the above tests only.
2. Responsibility of the Laboratory is limited to the invoiced amount only.
3. This test report will not be generated again, either wholly or in part, without prior written permission of the laboratory.
4. The test samples will be disposed off after two weeks from the date of issue of test report, unless until specified by the customer.

CHECKED BY

AUTHORIZED SIGNATORY

Laboratory : GT-20, Sector-117, Gautam Budh Nagar - 201 301 (U.P.)

Branch Office : HARIDWAR | DEHRADUN | PUNE

E-mail : noida.laboratory@gmail.com | Website : www.noidalabs.com

NOIDA TESTING LABORATORIES LLP

(A Government of India Approved Testing Laboratory)

(An ISO : 9001 : 2015, ISO 45001 : 2018 OHRS) Certified & NABL Accredited Laboratory)

MoEF, CC (Ministry of Environment, Forest & Climate Change) and UPPCB Recognized Laboratory

☎ +91-9313611642, 8510081921, 7503031145, 8527870572, 7503031146, 9999794369

TC-15964

TEST CERTIFICATE

Issued To: M/s Jindal Stainless Limited (Cold Rolling Division)	Report Code : ST-200326-08
Address: O P Jindal Marg Hisar 125005 (HR)	ULR No. : TC159642600001107OF
	Test Report of : Stack Emission
	Discipline : Atmospheric Pollution
	Service Request No : NTL/SRF/03/26-01
	Service Request Date : 18/03/2026
	Report Issue Date : 27/03/2026

SAMPLING & ANALYSIS DATA

Sample Drawn on	:	19/03/2026
Sample Drawn By	:	NTL Representative
Sample Description	:	Strip Grinding Line(SGL)
Sampling Time	:	30 minutes
Sampling Plan & Procedure	:	SOP/SE/09
Analysis Duration	:	20/03/2026 to 27/03/2026
Stack Temperature (°C)	:	45
Source of Emission	:	Stack Attached to SGL
Area	:	CRD - 2
Type of Fuel used	:	-
Operating Load	:	Normal
Material of Construction	:	MS
Diameter of Stack(meter)	:	1.2
Height of Stack from ground level(meter)	:	30.0
Average Velocity of Flue Emission (m/s)	:	7.10
Pollution Control Measure, If Any	:	-
Volumetric Flow Rate, Nm^3/hr	:	24812.0

TEST RESULT

S. No.	Parameter	Test Method	Results	Units	Emission Limits
1.	Particulate Matter (as PM)	IS:11255(Part-1)	15.40	mg/Nm^3	150
2.	Sulphur Dioxide (SO_2)	IS:11255(Part-2)	6.23	mg/Nm^3	Not Specified
3.	Nitrogen dioxide (as NO_x)	IS:11255(Part-7)	14.01	mg/Nm^3	Not Specified

Notes:

1. The results given above are related to the tested sample, as received & mentioned parameters. The customer asked for the above tests only.
2. Responsibility of the Laboratory is limited to the invoiced amount only.
3. This test report will not be generated again, either wholly or in part, without prior written permission of the laboratory.
4. The test samples will be disposed off after two weeks from the date of issue of test report, unless until specified otherwise.

CHECKED BY

AUTHORIZED SIGNATORY

Laboratory : GT-20, Sector-117, Gautam Budh Nagar - 201 301 (U.P.)

Branch Offices

HARIDWAR | DEHRADUN | PUNE

E-mail : noida.laboratory@gmail.com | Website : www.noidalabs.com

NOIDA TESTING LABORATORIES LLP

(A Government of India Approved Testing Laboratory)

(An ISO : 9001 : 2015, ISO 45001 : 2018 (OH&S) Certified & NABL Accredited Laboratory)

MoEF, CC (Ministry of Environment, Forest & Climate Change) and UPPCB Recognized Laboratory

☎ +91-9313611642, 8510081921, 7503031145, 8527870572, 7503031146, 9999794369

TC-15964

Analyzing for an Assured Future

TEST CERTIFICATE

Issued To: M/s Jindal Stainless Limited (Cold Rolling Division)	Report Code : ST-200326-01
Address: O P Jindal Marg Hisar 125005 (HR)	ULR No. : TC159642600001l063F
	Test Report of : Stack Emission
	Discipline : Atmospheric Pollution
	Service Request No : NTL/SRF/03/26-01
	Service Request Date : 18/03/2026
	Report Issue Date : 27/03/2026

SAMPLING & ANALYSIS DATA

Sample Drawn on	19/03/2026
Sample Drawn By	NTL Representative
Sample Description	Z-I Mill
Sampling Time	30 minutes
Sampling Plan & Procedure	SOP/SD/09
Analysis Duration	20/03/2026 to 27/03/2026
Stack Temperature (°C)	46
Source of Emission	Stack Attached to Z-I Mill
Area	CRD -1
Type of Fuel used	-
Operating Load	Normal
Material of Construction	MS
Diameter of Stack(meter)	0.9
Height of Stack from ground level(meter)	30.0
Average Velocity of Flue Emission (m/s)	7.20
Pollution Control Measure, If Any	-
Volumetric Flow Rate, Nm^3/hr	14121.0

TEST RESULT

S. No.	Parameter	Test Method	Results	Units	Emission Limits
1.	Particulate Matter (as PM)	IS:11255(Part-1)	15.40	mg/Nm^3	150
2.	Sulphur Dioxide (SO_2)	IS:11255(Part-2)	21.60	mg/Nm^3	Not Specified
3.	Nitrogen dioxide (as NO_x)	IS:11255(Part-7)	18.02	mg/Nm^3	Not Specified

Notes:

1. The results given above are related to the tested sample, as received & mentioned parameters. The customer asked for the above tests only
2. Responsibility of the Laboratory is limited to the invoiced amount only.
3. This test report will not be generated again, either wholly or in part, without prior written permission of the laboratory.
4. The test samples will be disposed off after two weeks from the date of issue of test report, unless under the request of the customer.

CHECKED BY

AUTHORIZED SIGNATORY

NOIDA TESTING LABORATORIES LLP

(A Government of India Approved Testing Laboratory)

(An ISO : 9001 : 2015, ISO 45001 : 2018 (OH&S) Certified & NABL Accredited Laboratory)

MoEF, CC (Ministry of Environment, Forest & Climate Change) and UPPCB Recognized Laboratory

☎ +91-9313611642, 8510081921, 7503031145, 8527870572, 7503031146, 9999794369

TC-15964

TEST CERTIFICATE

Issued To: M/s Jindal Stainless Limited (Cold Rolling Division)	Report Code : ST-200326-04
Address: O P Jindal Marg Hisar 125005 (HR)	ULR No. : TC159642600001106 6F
	Test Report of : Stack Emission
	Discipline : Atmospheric Pollution
	Service Request No : NTL/SRF/03/26-01
	Service Request Date : 18/03/2026
	Report Issue Date : 27/03/2026

SAMPLING & ANALYSIS DATA

Sample Drawn on	:	19/03/2026
Sample Drawn By	:	NTL Representative
Sample Description	:	AP-II Shot Blasting
Sampling Time	:	30 minutes
Sampling Plan & Procedure	:	SOP/SE/09
Analysis Duration	:	20/03/2026 to 27/03/2026
Stack Temperature (°C)	:	146
Source of Emission	:	Stack Attached to AP-2 Shot Blasting
Area	:	CRD-1
Type of Fuel used	:	-
Operating Load	:	Normal
Material of Construction	:	MS
Diameter of Stack(meter)	:	0.8
Height of Stack from ground level(meter)	:	30.0
Average Velocity of Flue Emission (m/s)	:	7.50
Pollution Control Measure, If Any	:	-
Volumetric Flow Rate, Nm^3/hr	:	11402.60

TEST RESULT

S. No.	Parameter	Test Method	Results	Units	Emission Limits
1.	Particulate Matter (as PM)	IS:11255(Part-1)	21.40	mg/Nm^3	150
2.	Sulphur Dioxide (SO_2)	IS:11255(Part-2)	8.76	mg/Nm^3	Not Specified
3.	Nitrogen dioxide (as NO_x)	IS:11255(Part-7)	15.20	mg/Nm^3	Not Specified

Notes:

1. The results given above are related to the tested sample, as received & mentioned parameters. The customer asked for the above tests only.
2. Responsibility of the Laboratory is limited to the invoiced amount only.
3. This test report will not be generated again, either wholly or in part, without prior written permission of the laboratory.
4. The test samples will be disposed off after two weeks from the date of issue of test report, unless until specified by the customer.

CHECKED BY

AUTHORIZED SIGNATORY

NOIDA TESTING LABORATORIES LLP

(A Government of India Approved Testing Laboratory)

(An ISO : 9001 : 2015, ISO 45001 : 2018 (OH&S) Certified & NABL Accredited Laboratory)

MoEF, CC (Ministry of Environment, Forest & Climate Change) and UPPCB Recognized Laboratory

☎ +91-9313611642, 8510081921, 7503031145, 8527870572, 7503031146, 9999794369

Analysing for an Assured Future

TC-15964

TEST CERTIFICATE

Issued To: M/s Jindal Stainless Limited (Cold Rolling Division)	Report Code : ST-200326-06
	ULR No. : TC159642600011068F
Address: O P Jindal Marg Hisar 125005 (HR)	Test Report of : Stack Emission
	Discipline : Atmospheric Pollution
	Service Request No : NTL/SRF/03/26-01
	Service Request Date : 18/03/2026
	Report Issue Date : 27/03/2026

SAMPLING & ANALYSIS DATA

Sample Drawn on	19/03/2026
Sample Drawn By	NTL Representative
Sample Description	AP-2 Acid Pickling
Sampling Time	30 minutes
Sampling Plan & Procedure	SOP/SE/09
Analysis Duration	20/03/2026 to 27/03/2026
Stack Temperature (°C)	164
Source of Emission	Stack Attached to AP-2 Acid Pickling
Area	CRD -1
Type of Fuel used	LPG
Operating Load	Normal
Material of Construction	SS
Diameter of Stack(meter)	0.8
Height of Stack from ground level(meter)	30.0
Average Velocity of Flue Emission (m/s)	7.28
Pollution Control Measure, If Any	De NOx
Volumetric Flow Rate, Nm^3/hr	8236.0

TEST RESULT

S. No.	Parameter	Test Method	Results	Units	Emission Limits
1.	Particulate Matter (as PM)	IS 11255(Part-1)	14.78	mg /Nm^3	150
2.	Sulphur Dioxide (SO_2)	IS 11255(Part-2)	10.16	mg /Nm^3	Not Specified
3.	Nitrogen dioxide (as NO_x)	IS 11255(Part-7)	12.50	mg /Nm^3	Not Specified

Notes:

1. The results given above are related to the tested sample, as received & mentioned parameters. The customer asked for the above tests only.
2. Responsibility of the Laboratory is limited to the invoiced amount only.
3. This test report will not be generated again, either wholly or in part, without prior written permission of the laboratory.
4. The test samples will be disposed off after two weeks from the date of issue of test report, unless until specified by the customer.

CHECKED BY

AUTHORIZED SIGNATORY

NOIDA TESTING LABORATORIES LLP

(A Government of India Approved Testing Laboratory)

(An ISO : 9001 : 2015, ISO 45001 : 2018 (OHSS) Certified & NABL Accredited Laboratory)

MoEF, CC (Ministry of Environment, Forest & Climate Change) and UPPCB Recognized Laboratory

☎ +91-9013611642, 8510081921, 7503031145, 8527870572, 7503031146, 9999794369

TC-1564

TEST CERTIFICATE

Issued To: M/s Jindal Stainless Limited (Cold Rolling Division)	Report Code : ST-200326-16
	ULR No. : TC159642600001107 8F
Address: O P Jindal Marg Hisar 125005 (HR)	Test Report of : Stack Emission
	Discipline : Atmospheric Pollution
	Service Request No : NTL/SRF/03/26-01
	Service Request Date : 18/03/2026
	Report Issue Date : 27/03/2026

SAMPLING & ANALYSIS DATA

Sample Drawn on	19/03/2026
Sample Drawn By	NTL Representative
Sample Description	Annealing Furnace
Sampling Time	30 minutes
Sampling Plan & Procedure	SOP/SL/09
Analysis Duration	20/03/2026 to 27/03/2026
Stack Temperature (°C)	158
Source of Emission	Stack Attached to Annealing Furnace
Area	CRD -3
Type of Fuel used	LPG
Operating Load	Normal
Material of Construction	MS
Diameter of Stack(meter)	1.2
Height of Stack from ground level(meter)	30.0
Average Velocity of Flue Emission (m/s)	7.45
Pollution Control Measure, If Any	-
Volumetric Flow Rate, Nm^3/hr	19190.0

TEST RESULT

S. No.	Parameter	Test Method	Results	Units	Emission Limits
1.	Particulate Matter (as PM)	IS:11255(Part-1)	20.11	mg /Nm^3	150
2.	Sulphur Dioxide (SO_2)	IS:11258(Part-2)	7.63	mg /Nm^3	Not Specified
3.	Nitrogen dioxide (as NO_x)	IS:11255(Part-7)	18.42	mg /Nm^3	Not Specified

Notes:

1. The results given above are related to the tested sample, as received & mentioned parameters. The customer asked for the above tests only.
2. Responsibility of the Laboratory is limited to the invoiced amount only.
3. This test report will not be generated again, either wholly or in part, without prior written permission of the laboratory.
4. The test samples will be disposed off after two weeks from the date of issue of test report, unless until specified by the customer.

CHECKED BY

AUTHORIZED SIGNATORY

NOIDA TESTING LABORATORIES LLP

(A Government of India Approved Testing Laboratory)

(An ISO : 9001 : 2015, ISO 45001 : 2018 (OH&S) Certified & NABL Accredited Laboratory)

MoEF, CC (Ministry of Environment, Forest & Climate Change) and UPPCB Recognized Laboratory

☎ +91-9313611642, 8510081921, 7503031145, 8527870572, 7503031146, 9999794369

TC-15964

TEST CERTIFICATE

Issued To: M/s Jindal Stainless Limited (Cold Rolling Division)	Report Code : ST-200326-14
	ULR No. : TC159642600011076F
Address: O P Jindal Marg Hisar 125005 (HR)	Test Report of : Stack Emission
	Discipline : Atmospheric Pollution
	Service Request No : NTL/SRF/03/26-01
	Service Request Date : 18/03/2026
	Report Issue Date : 27/03/2026

SAMPLING & ANALYSIS DATA

Sample Drawn on	19/03/2026
Sample Drawn By	NTL Representative
Sample Description	Jet Cool Exhaust
Sampling Time	30 minutes
Sampling Plan & Procedure	SOP/SE/09
Analysis Duration	20/03/2026 to 27/03/2026
Stack Temperature (°C)	163
Source of Emission	Stack Attached to Jet Cool Exhaust
Area	CRD -3
Type of Fuel used	-
Operating Load	Normal
Material of Construction	MS
Diameter of Stack(meter)	3.5
Height of Stack from ground level(meter)	30.0
Average Velocity of Flue Emission (m/s)	8.16
Pollution Control Measure, If Any	-
Volumetric Flow Rate, Nm^3/hr	17692.0

TEST RESULT

S. No.	Parameter	Test Method	Results	Units	Emission Limits
1.	Particulate Matter (as PM)	IS:11255(Part-1)	12.17	mg /Nm^3	150
2.	Sulphur Dioxide (SO_2)	IS:11255(Part-2)	9.80	mg /Nm^3	Not Specified
3.	Nitrogen dioxide (as NO_x)	IS:11255(Part-7)	14.50	mg /Nm^3	Not Specified

Notes:

1. The results given above are related to the tested sample, as received & mentioned parameters. The statement issued for the above tests only.
2. Responsibility of the Laboratory is limited to the invoiced amount only.
3. This test report will not be produced again, either wholly or in part, without prior written permission of the laboratory.
4. The test samples will be disposed off after two weeks from the date of issue of test report, unless until specified by the customer.

CHECKED BY

AUTHORIZED SIGNATORY

Laboratory : GT-20, Sector-117, Gautam Budh Nagar - 201 301 (U.P.)

Branch Offices

HARIDWAR | DEHRADUN | PUNE

E-mail : noida.laboratory@gmail.com | Website : www.noidalabs.com

NOIDA TESTING LABORATORIES LLP

(A Government of India Approved Testing Laboratory)

(An ISO : 9001 : 2015, ISO 45001 : 2018 (OH&S) Certified & NABL Accredited Laboratory)

MoEF, CC (Ministry of Environment, Forest & Climate Change) and UPPCB Recognized Laboratory

☎ +91-9311611642, 8510081921, 7503031145, 8527870572, 7503031146, 9999794369

TC-1964

TEST CERTIFICATE

Issued To: M/s Jindal Stainless Limited (Cold Rolling Division)	Report Code : ST-200326-09
Address: O P Jindal Marg Hisar 125005 (HR)	ULR No. : TC159642600011071F
	Test Report of : Stack Emission
	Discipline : Atmospheric Pollution
	Service Request No : NTL/SRF/03/26-01
	Service Request Date : 18/03/2026
	Report Issue Date : 27/03/2026

SAMPLING & ANALYSIS DATA

Sample Drawn on	19/03/2026
Sample Drawn By	NTL Representative
Sample Description	Z-III Mill)
Sampling Time	30 minutes
Sampling Plan & Procedure	SOP/SE/09
Analysis Duration	20/03/2026 to 27/03/2026
Stack Temperature (°C)	38
Source of Emission	Stack Attached to Z-3 Mill
Area	CRD - 2
Type of Fuel used	-
Operating Load	Normal
Material of Construction	MS
Diameter of Stack(meter)	1.0
Height of Stack from ground level(meter)	30.0
Average Velocity of Flue Emission (m/s)	6.50
Pollution Control Measure, If Any	
Volumetric Flow Rate, Nm^3/hr	16204.0

TEST RESULT

S. No.	Parameter	Test Method	Results	Units	Emission Limits
1.	Particulate Matter (as PM)	IS: 11255(Part-1)	16.03	mg /Nm^3	150
2.	Sulphur Dioxide (SO_2)	IS: 11255(Part-2)	5.78	mg /Nm^3	Not Specified
3.	Nitrogen dioxide (as NO_x)	IS: 11255(Part-7)	12.96	mg /Nm^3	Not Specified

Notes:

1. The results given above are related to the tested sample, as received & mentioned parameters. The customer asked for the above tests only.
2. Responsibility of the Laboratory is limited to the financial amount only.
3. This test report will not be generated again, either wholly or in part, without prior written permission of the laboratory.
4. The test samples will be disposed off after two weeks from the date of issue of test report, unless until specified by the customer.

CHECKED BY

AUTHORIZED SIGNATORY

NOIDA TESTING LABORATORIES LLP

(A Government of India Approved Testing Laboratory)

(An ISO : 9001 : 2015, ISO 45001 : 2018 (OH&S) Certified & NABL Accredited Laboratory)

MoEF, CC (Ministry of Environment, Forest & Climate Change) and UPPCB Recognized Laboratory

☎ +91-9313611642, 8510081921, 7503031145, 8527870572, 7503031146, 9999794369

TC-15964

TEST CERTIFICATE

Issued To: M/s Jindal Stainless Limited (Cold Rolling Division)	Report Code : ST-200326-17
Address: O P Jindal Marg Hisar 125005 (HR)	ULR No. : TC159642600001 1079F
	Test Report of : Stack Emission
	Discipline : Atmospheric Pollution
	Service Request No : NTL/SRF/03/26-01
	Service Request Date : 18/03/2026
	Report Issue Date : 27/03/2026

SAMPLING & ANALYSIS DATA

Sample Drawn on	19/03/2026
Sample Drawn By	NTL Representative
Sample Description	Degreasing
Sampling Time	30 minutes
Sampling Plan & Procedure	SOP/SE/09
Analysis Duration	20/03/2026 to 27/03/2026
Stack Temperature (°C)	127
Source of Emission	Stack Attached to Degreasing
Area	CRD -3
Type of Fuel used	-
Operating Load	Normal
Material of Construction	SS
Diameter of Stack(meter)	0.8
Height of Stack from ground level(meter)	30.0
Average Velocity of Flue Emission (m/s)	7.41
Pollution Control Measure, If Any	-
Volumetric Flow Rate, Nm^3/hr	8150.0

TEST RESULT

S. No.	Parameter	Test Method	Results	Units	Emission Limits
1	Particulate Matter (as PM)	IS:11255(Part-1)	12.54	mg /Nm^3	150
2	Sulphur Dioxide (SO_2)	IS:11255(Part-2)	4.98	mg /Nm^3	Not Specified
3	Nitrogen dioxide (as NO_x)	IS:11255(Part-7)	10.66	mg /Nm^3	Not Specified

Notes:

1. The results given above are related to the tested sample, as received & mentioned parameters. The statement issued for the above tests only.
2. Responsibility of the Laboratory is limited to the invoiced amount only.
3. This test report will not be generated again, either wholly or in part, without prior written permission of the laboratory.
4. The test samples will be disposed off after two weeks from the date of issue of test report, unless until specified by the customer.

CHECKED BY

AUTHORIZED SIGNATORY

Laboratory : GT-20, Sector-117, Gautam Budh Nagar - 201 301 (U.P.)

Branch Office

HARIDWAR | DEHRADUN | PUNE

E-mail : noida.laboratory@gmail.com | Website : www.noidalabs.com

NOIDA TESTING LABORATORIES LLP

(A Government of India Approved Testing Laboratory)

(An ISO : 9001 : 2015, ISO 45001 : 2018 (OH&S) Certified & NABL Accredited Laboratory)

MoEF, CC (Ministry of Environment, Forest & Climate Change) and UPPCB Recognized Laboratory

☎ +91-9313611642, 8510081921, 7503031145, 8527870572, 7503031146, 9999794369

TC-15964

TEST CERTIFICATE

Issued To: M/s Jindal Stainless Limited (Cold Rolling Division)	Report Code : ST-200326-19
	ULR No. : TC1596426000011081F
Address: O P Jindal Marg Hisar 125005 (HR)	Test Report of : Stack Emission
	Discipline : Atmospheric Pollution
	Service Request No : NTL/SRF/03/26-01
	Service Request Date : 18/03/2026
	Report Issue Date : 27/03/2026

SAMPLING & ANALYSIS DATA

Sample Drawn on	:	19/03/2026
Sample Drawn By	:	NTL Representative
Sample Description	:	PS 20 Hi Mill
Sampling Time	:	30 minutes
Sampling Plan &Procedure	:	SOP/SE/09
Analysis Duration	:	20/03/2026 to 27/03/2026
Stack Temperature (°C)	:	54
Source of Emission	:	Stack Attached to PS 20 Hi Mill
Area	:	New SPD
Type of Fuel used	:	-
Operating Load	:	Normal
Material of Construction	:	MS
Diameter of Stack(meter)	:	1.5
Height of Stack from ground level(meter)	:	30.0
Average Velocity of Flue Emission (m/s)	:	7.50
Pollution Control Measure, If Any	:	
Volumetric Flow Rate, Nm^3/hr	:	39830.0

TEST RESULT

S. No.	Parameter	Test Method	Results	Units	Emission Limits
1.	Particulate Matter (as PM)	IS:11255(Part-1)	19.10	mg/Nm^3	150
2.	Sulphur Dioxide (SO_2)	IS:11255(Part-2)	8.62	mg/Nm^3	Not Specified
3.	Nitrogen dioxide (as NO_x)	IS:11255(Part-7)	15.47	mg/Nm^3	Not Specified

Notes:

1. The results given above are related to the tested sample, as received & mentioned parameters. The customer asked for the above tests only.
2. Responsibility of the Laboratory is limited to the invoiced amount only.
3. This test report will not be generated again, either wholly or in part, without prior written permission of the laboratory.
4. The test samples will be disposed off after two weeks from the date of issue of test report, unless until specified by the customer.

CHECKED BY

AUTHORIZED SIGNATORY

NOIDA TESTING LABORATORIES LLP

Laboratory : GT-20, Sector-117, Gautam Budh Nagar - 201 301 (U.P.)

Branch Office :

HARIDWAR | DEHRADUN | PUNE

E-mail : noida.laboratory@gmail.com | Website : www.noidalabs.com

NOIDA TESTING LABORATORIES LLP

(A Government of India Approved Testing Laboratory)

(An ISO : 9001 : 2015, ISO 45001 : 2018 (OH&S) Certified & NABL Accredited Laboratory)

MoEF, CC (Ministry of Environment, Forest & Climate Change) and UPPCB Recognized Laboratory

+91-9313611642, 8510081921, 7503031145, 8527870572, 7503031146, 9999794369

TC-15964

TEST CERTIFICATE

Issued To: M/s Jindal Stainless Limited (Cold Rolling Division)	Report Code : ST-200326-20
	ULR No. : TC159642600001108 2F
Address: O P Jindal Marg Hisar 125005 (HR)	Test Report of : Stack Emission
	Discipline : Atmospheric Pollution
	Service Request No : NTL/SRF/03/26-01
	Service Request Date : 18/03/2026
	Report Issue Date : 27/03/2026

SAMPLING & ANALYSIS DATA

Sample Drawn on	:	19/03/2026
Sample Drawn By	:	NTL Representative
Sample Description	:	PS VBA Line
Sampling Time	:	30 minutes
Sampling Plan &Procedure	:	SOP/SE/09
Analysis Duration	:	20/03/2026 to 27/03/2026
Stack Temperature (°C)	:	186
Source of Emission	:	Stack Attached to PS VBA Line
Area	:	New SPD
Type of Fuel used	:	Propane
Operating Load	:	Normal
Material of Construction	:	MS
Diameter of Stack(meter)	:	0.65
Height of Stack from ground level(meter)	:	30.0
Average Velocity of Flue Emission (m/s)	:	7.27
Pollution Control Measure, If Any	:	-
Volumetric Flow Rate, Nm^3/hr	:	5160.0

TEST RESULT

S. No.	Parameter	Test Method	Results	Units	Emission Limits
1.	Particulate Matter (as PM)	IS 11255(Part-1)	18.72	mg /Nm^3	150
2.	Sulphur Dioxide (SO_2)	IS 11255(Part-2)	11.69	mg /Nm^3	Not Specified
3.	Nitrogen dioxide (as NO_x)	IS 11255(Part-7)	16.41	mg /Nm^3	Not Specified

Notes:

1. The results given above are related to the tested sample, as received & mentioned parameters. The customer asked for the above test only
2. Responsibility of the Laboratory is limited to the invoiced amount only
3. This test report will not be generated again, either wholly or in part, without prior written permission of the laboratory
4. The test samples will be disposed off after two weeks from the date of issue of test report, unless otherwise specified by the customer

CHECKED BY

AUTHORIZED SIGNATORY

Laboratory : GT-20, Sector-117, Gautam Budh Nagar - 201 301 (U.P.)

Branch Office : HARIDWAR | DEHRADUN | PUNE

E-mail : noida.laboratory@gmail.com | Website : www.noidalabs.com