



CORPORATE PRESENTATION

May 2026



Disclaimer

This presentation and the accompanying slides (the "Presentation"), which has been prepared by Jindal Stainless Limited (the "Company"), has been prepared purely for information purposes only and is not, and is not intended to be, an offer, or solicitation of offer, or invitation or recommendation or advise to buy or sell or deal with any securities of the Company, and shall not constitute an offer, solicitation or invitation or recommendation or advise to buy or sell or deal with any securities of the Company in any jurisdiction in which such offer, solicitation or invitation or recommendation or advise is unlawful or in contravention of applicable laws. No part, or all, of this Presentation shall be used or form the basis of, or be relied on or referred to in connection with, any contract or investment decision in relation to any securities of the Company. This Presentation is strictly informative and relating to the financial conditions, internal functioning, day to day operations, future events and projections etc. of the Company and this presentation shall not be used or relied upon or referred to in whole or in part, for any purpose whatsoever. The information in this Presentation is being provided by the Company and is subject to change without any notice or liability. This Presentation has been prepared by the Company based on information and data which the Company considers reliable, but the Company makes no representation or warranty, express or implied, whatsoever, and no reliance shall be placed on, the truth, accuracy, completeness, veracity, fairness, integrity, sufficiency and reasonableness of the contents of this Presentation. This Presentation may not be all inclusive and exhaustive and may not contain all of the information that you may consider material. Any liability in respect of the contents of, or any omission from, this Presentation is expressly excluded. This Presentation contains statements about future events and expectations that are forward-looking statements. These statements typically contain words such as "expects" and "anticipates" and words of similar import. Any statement in this Presentation that is not a statement of historical fact is a forward-looking statement that involves known and unknown risks, uncertainties, contingencies and other factors which may cause our actual results, performance or achievements to be materially different from any future results, performance or achievements expressed or implied by such forward-looking statements. None of the future projections, expectations, estimates or prospects in this Presentation should be taken as forecasts or promises nor should they be taken as implying any indication, assurance or guarantee that the assumptions on which such future projections, expectations, estimates or prospects have been prepared are correct or exhaustive or, in the case of the assumptions, fully stated in the Presentation. The Company assumes no obligations or responsibility to update the forward-looking statements contained herein to reflect actual results, changes in assumptions or changes in factors affecting these statements. You unconditionally and irrevocable acknowledge and undertake that you will be solely responsible for your own assessment of the market, the market position, the business and financial condition of the Company and that you will conduct your own analysis and be solely responsible for forming your own view of the potential future performance of the business of the Company. All the risks, liabilities or consequences arising out of or consequent to the use of or reliance on or reference to this Presentation and/or acting on the basis of the analysis/views formed by you, shall be solely borne by you. This Presentation speaks as of the date mentioned herein. Neither the delivery of this Presentation nor any further discussions of the Company with any of the recipients shall, under any circumstances, create any implication that there has been no change in the affairs of the Company since that date



CONTENT

1

OVERVIEW

2

**SECTOR
DYNAMICS &
DIVERSIFIED
APPLICATIONS**

3

**CORE
STRENGTHS**

4

ESG

5

FINANCIALS

6

ANNEXURES



OVERVIEW



Jindal Stainless **Leader in Specialized Products**




#1

Stainless steel
producer in
India



#5


Top Global producer
Ex - China



4.2mtpa
Stainless steel capacity



~₹ 430bn
Revenue (Net)*



~₹ 56bn
EBITDA*



0.2x/0.5x
Net Debt to Equity/ Net Debt to
EBITDA*



50+
Exports to countries



>120 grades
Diversified High End
Product Mix



> 24,000
Manpower (incl. contractual)



Diverse Product Portfolio **Redefining Possibilities**

Unleashing the spectrum of stainless steel solutions



Under development: 1.1 MTPA HRAP facility at Jajpur

SMS : Steel Melt Shop
HSM: Hot strip Mill
HRAP: Hot Rolled Annealing Pickling
CRAP: Cold Rolled Annealing Pickling

Capacity in Metric Tonnes Per Annum



Ingenuity Meets Manufacturing Excellence

The heart of our operations

ODISHA
Capacity – 2.2 MTPA

HISAR
Capacity - 0.8 MTPA



SECTOR DYNAMICS & DIVERSIFIED APPLICATIONS

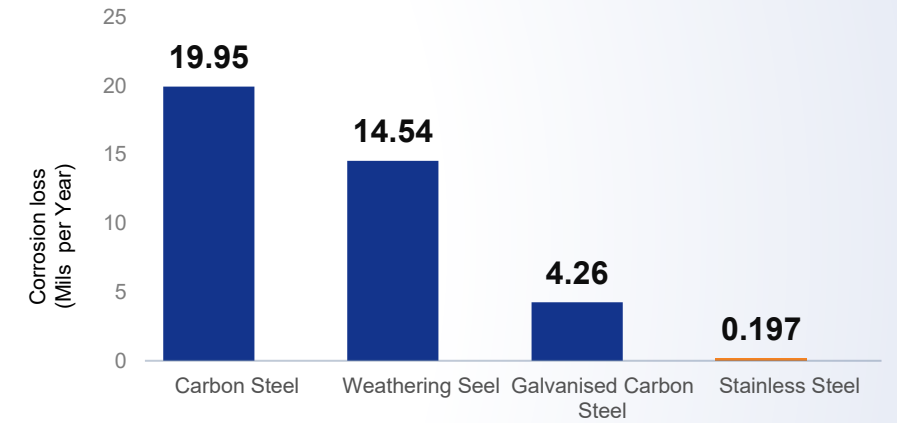
Stainless Steel At The Vanguard

characteristics and popularity

Value - added & Sustainable Metal



Corrosion resistance under wet /dry salt water environment



Mils per year unit calculates material loss/ weight loss of a metal surface

Source- Industry



GREEN WONDER METAL

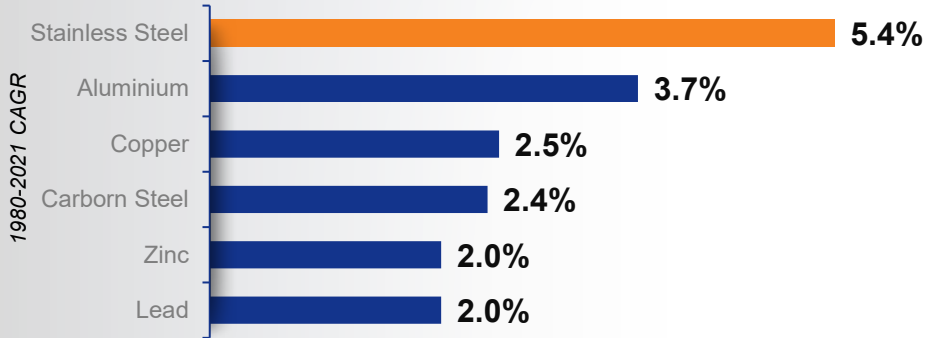


Stainless Steel At The Vanguard

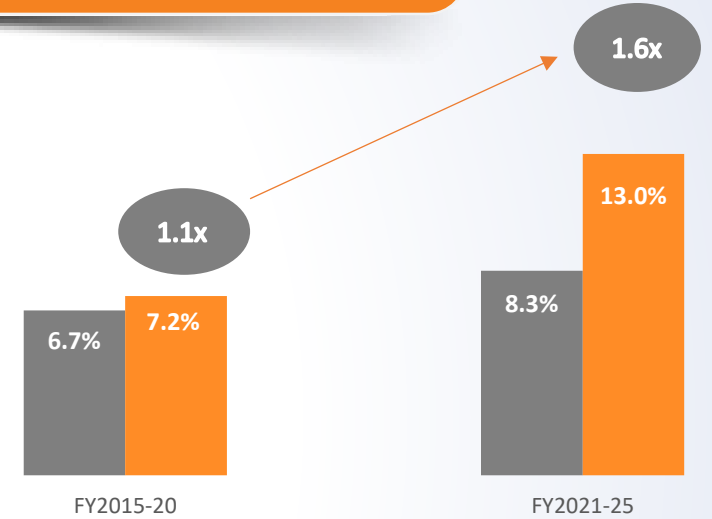
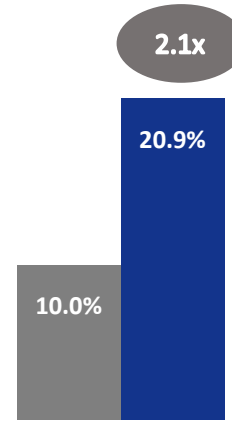
characteristics and popularity

Favorable growth trajectory

...With stainless steel as the fastest growing metal



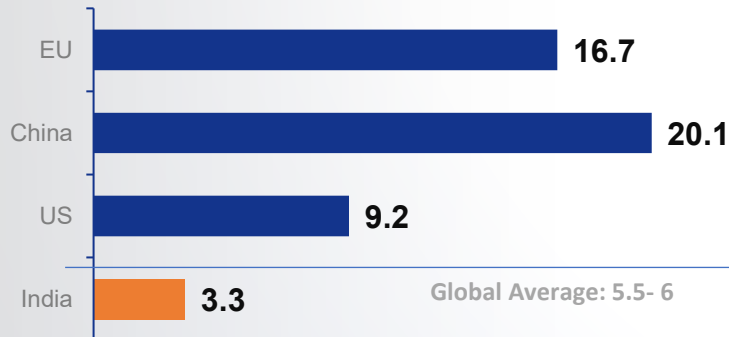
India poised for healthy growth



■ China GDP (CAGR %) ■ China SS Consumption (CAGR%)

■ India GDP (CAGR %) ■ India SS Consumption (CAGR %)

Per Capita Consumption (kg)



China: 2000-2013 (CAGR)

GDP Growth: 10% CAGR
 Stainless Steel Consumption: 20.9% CAGR
 SS Multiplier to GDP Growth: **2.1x**



India: 2021-2025 (CAGR)

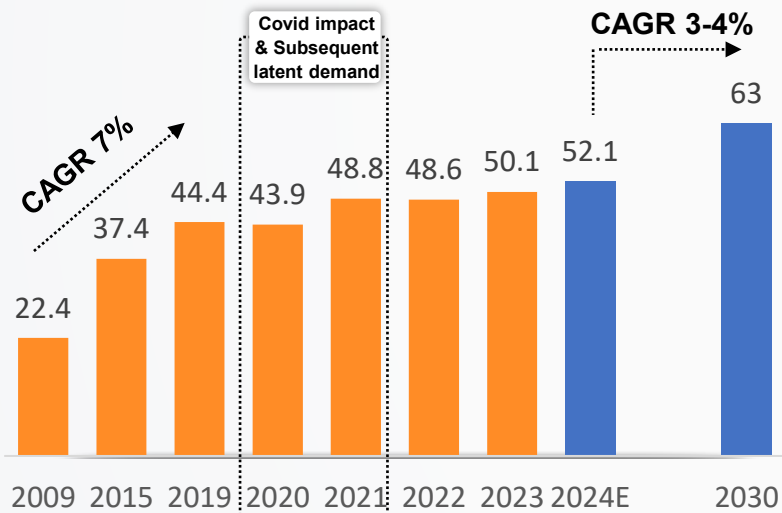
GDP Growth: 8.3% CAGR
 Stainless Steel Consumption: ~13% CAGR
 SS Multiplier to GDP Growth: **1.6x**

Moving towards the exponential growth

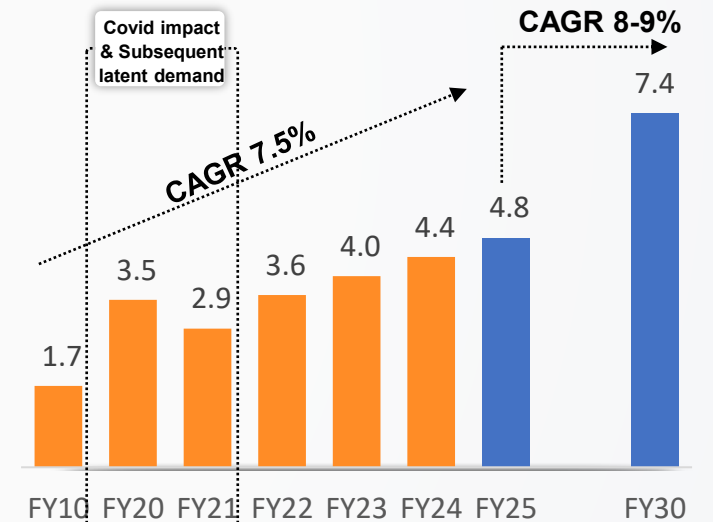


Stainless Steel's Shining Surge

Global SS Consumption (MTPA)



India SS Consumption (MTPA)



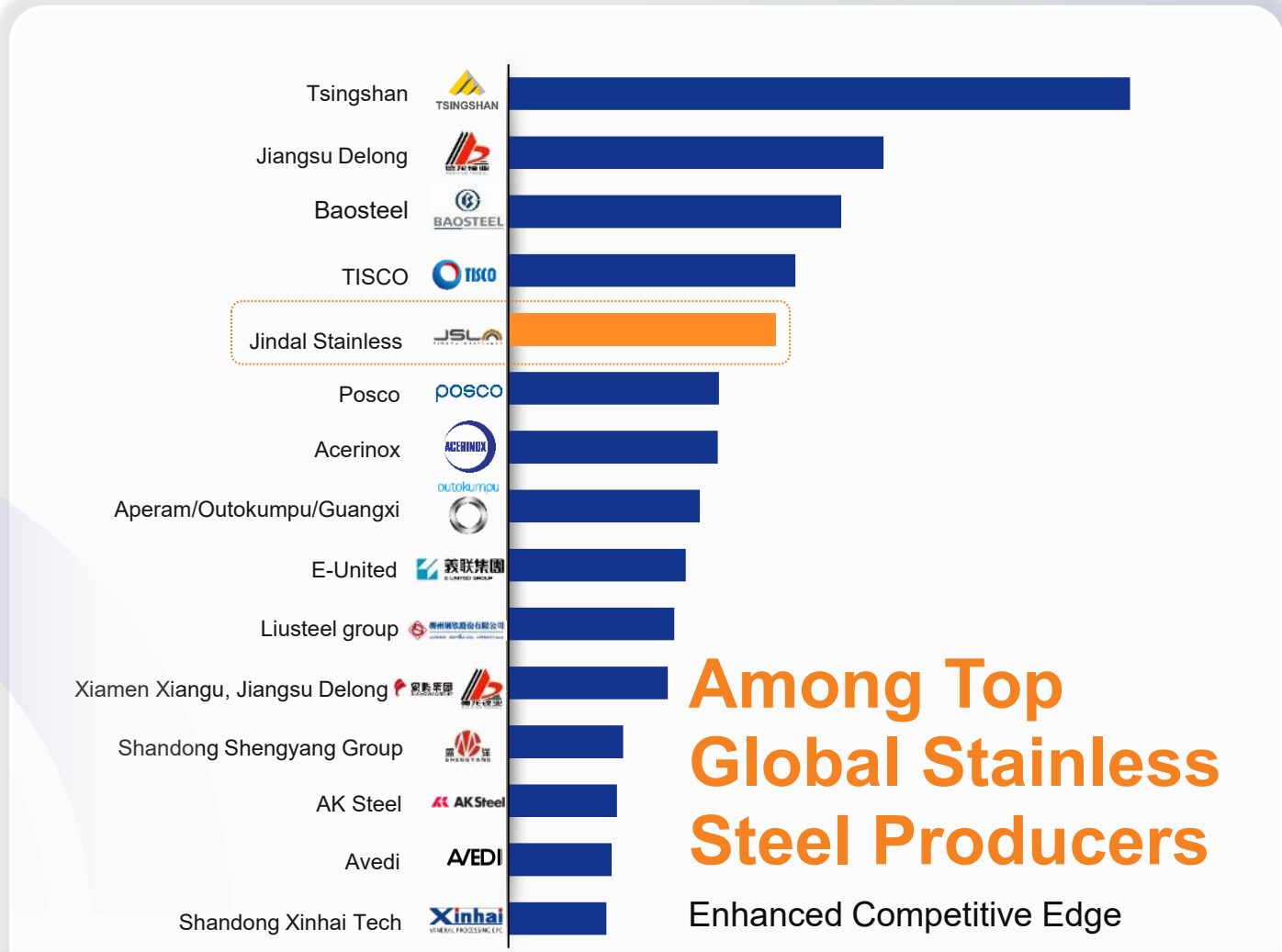
* ISSF melt data converted to conversion by yield loss factor of 10%



JSL Shaping the **Global Landscape**

Setting new benchmarks in the global stainless steel market

Among
Top



**Among Top
Global Stainless
Steel Producers**

Enhanced Competitive Edge

EX CHINA



Empowering Industries with an Extensive Product Portfolio

Offering a comprehensive selection of quality products for existing and new sectors

360°

PRODUCT APPLICATIONS



Automobile
Railway & Transport



Process
& Engineering



Architecture
Building Construction

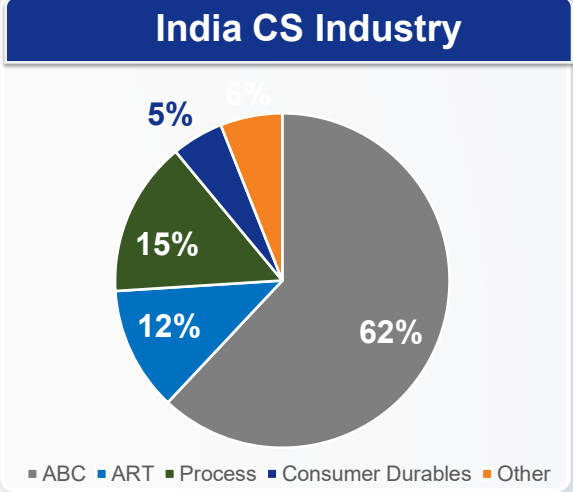
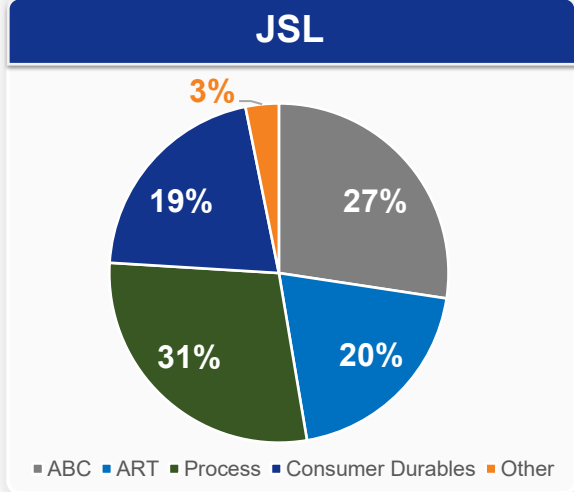
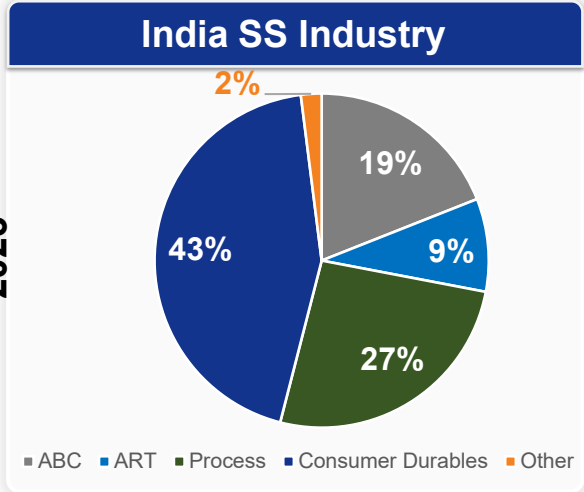
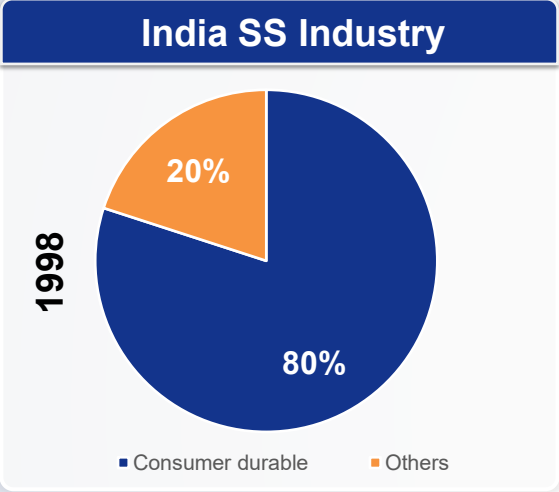


Consumer Durables



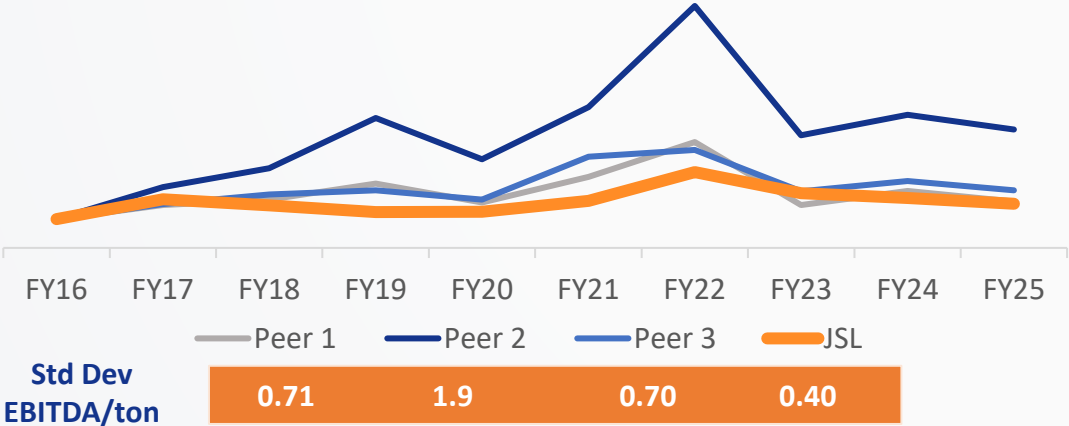
Diversified Consumption Pattern supporting consistent performance

Evolution in Sectoral Growth & Earnings

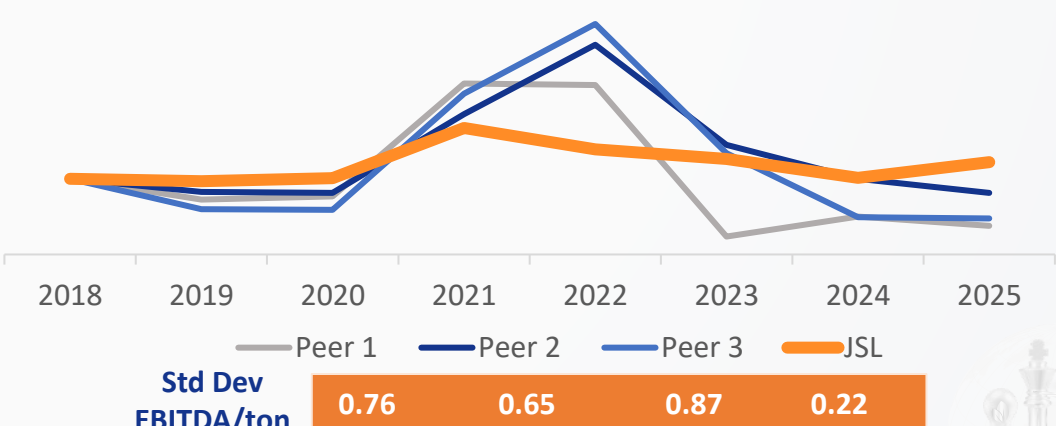


ABC - Architecture Building Construction | ART - Automobile Railway & Transport

Indian Steel Co. EBITDA/ton Movement



Global SS Co. EBITDA/ton Movement



Charting New Territories in Consumption

Discover the latest market developments and stainless steel applications

Progressive Potential Market						
Particulars	Foot Over Bridge	Road Over Bridge	Flyovers	Underframes	Railway Station (ABC+Structurals)	Airport ABC+Structurals
Consumption	100-150Mt/Bridge	250-350MT/ROB	2000-2500MT/Flyover	6.6 MT/coach	1500-2000MT/Station	2000-2500MT/Airport
Why SS	Corrosion resistance, Weight reduction, Durability, Safety, Aesthetics, Low maintenance, Faster construction					
Potential	1000 FOB/Yr	300/Yr	1000 Bridges/Yr	8000 coaches	7700 (Redevelopment-1275)	137 Airports



Charting New Territories in Consumption

Discover the latest market developments and stainless steel applications

Progressive Potential Market				
Particulars	Ethanol	Green Hydrogen	Water	Nuclear
Consumption	per 100 klpd, 450-500 MT	5MMTA of hydrogen will use 70-80KT of SS	300-500 MT per 100 MLD treatment plant	Nuclear plant of 700-800 MW uses 7000-8000 MT SS
Why SS	Corrosion resistant, Long LCC, Non-contaminated, Embrittlement resistance, better ductility at cryogenic temp., Hygiene, good weldability. Long lasting, easy to manufacture in different shapes			
Potential	Current capacity 1,380 cr litre and expected to reach 1,700 cr litre by 2025 and target of 20% ethanol blending by 2025, accelerating the usage	At least 5 MMT per year by 2030	1.5 trillion metric cube of water by 2030 with 38,000 MLD of WTP	Current capacity 8180 MW, 22,480 MW by 2032
Applications	Fermentation tanks, Beer well, CO2 Column, Applications Analyzer column, Heavy molasses tank, Rectifier column	Hydrogen Electrolysers: Bi Polar Plate Hydrogen Generation Equipment: LP Piping, Buffer Tanks, Heat Exchanger, Driers, Cryogenic Storage	Water Treatment Plant: Trash rack equipment, Intake Screens, Weirs, Gates, Piping, Agitators. Treatment sections, Dryers etc	Super critical boilers, Piping. Fission Reactors, Tanks, chimneys



PROJECT – FOB – Naupada – East Coast Railway

Application


All load Bearing Members including Girders, Columns, Cross Beams etc.



PROJECT – HIMALAYA FOB – CSMT, BMC, Mumbai

Application

All load Bearing Members including Girders, Columns, Cross Beams etc.



PROJECT – ROB – Kalyan Shilphata – Kalyan Patripool - MSRDC

Application

Foundations of Bridges, Columns etc.



India Growth & Infrastructure Push -Driving Demand

Leveraging sectoral opportunities



Auto Railways and Transport

400 new Vande Bharat trains to be introduced in the next three years, alongside a 14% rise in railway capital spending. The funds will be used for new lines, track doubling, and implementing the Kavach System.

Investment of ₹ 75,000 crores, including ₹ 15,000 crores from private sources, for 100 critical transport infrastructure projects, for last and first-mile connectivity for ports, coal, steel, fertilizer and food grains sectors.

Railways received ₹2.40 lakh crore for capital outlay, including a project to redevelop over 50 stations into multimodal transit facilities

100 PM GatiShakti Cargo terminals for multimodal logistics to be developed

Replacing old polluting government and municipal vehicles will boost the manufacturing sector, particularly the auto industry, and ultimately increase stainless steel demand in the country.

Infrastructure

Transforming 508 railway stations across the country under Amrit Bharat Station Scheme with an investment of ₹ 25,000 crore

An amount of ₹ 10,000 cr is expected to make available for creating urban infrastructure in Tier 2 and Tier 3 cities

Completion of 25,000km of national highways

50 additional airports and associated air connectivity

Completion of 8 million houses (under the Awas Yojna plan)

Process Industry

For achieving 280 GW of solar capacity by 2030, ₹ 19,500 crore is allocated for PLI for manufacturing units for solar modules

Four pilot projects for coal gasification and conversion of coal into chemicals required for the industry

Improved scientific management of dry and wet waste and modernized sewers with 100% mechanical desludging of septic tanks and sewers, transitioning from manhole to machine-hole mode.

Implementation of the Ken Betwa Link Project to beneficiate 910,000 hectares of farmland, providing drinking water to 6.2 million people



Strong Regulatory Support for SS Adoption

With a view to strengthening the quality of infrastructure build-out in the country, the Government of India has issued several circulars directing the usage of Stainless Steel in key infrastructure sectors. This is providing a tailwind to the demand in the country



The Ministries of Road Transport and Railways now require stainless steel for reinforced bridges in marine government projects to prevent corrosion and maintain bridge strength.



Indian Railway Standard Code of Practice for General Bridge Construction (2018) allows for the use of high-strength deformed stainless steel bars and wires as concrete reinforcement, especially in extreme conditions and coastal areas.



Ministry of Road Transport & Highways Circular: Stainless steel (IS:16651:2017) must be used for reinforced concrete bridges on National Highways in extreme environments.



In March 2023, **RDSO** issued alteration drawings requiring the use of anti-skid checkered plates (**IS 6911 compliant**) for gangways, troll refuges, man refuges, side pathways, etc. They also specified the use of recommended stainless steel grade fasteners by the manufacturer.

Stainless steel Durability earns the trust of Minister

Circulars released by RDSO for Adoption of Stainless Steel checkered plates in Bridge Application

Letter Release by Indian Railways And MORTH for use of Stainless Steel Rebars

Printed from THE TIMES OF INDIA

Need to make use of stainless steel mandatory in bridges close to the sea: Gadkari


TNN | Jan 4, 2022, 09:51 PM IST





NEW DELHI: Union road transport and highways minister, Nitin Gadkari on Tuesday hinted that the government may bring a policy making the use of stainless steel mandatory in bridges in areas that are close to the sea. The minister said this is necessary while flagging how corrosion is one of the major reasons for weakening the strength of bridges. Releasing a book titled "Building Bridges", which captures how his ministry undertook the task of setting up Indian Bridge Management System (IBMS), the minister said, "In localities like Mumbai and other areas close to the sea there is a common problem of rusting of the steel and that reduces strength of buildings and bridges. We may have to make a law that in areas within 30-50 km of a sea, we need to use only stainless steel. Rusting is a big problem. We also need to carry out more studies to find

solutions."

The minister also said there is a dire need to fix the life or expiry date of bridges; carry out timely repair, but that's possible only when there is data on the status of the bridge. "For this we need to have proper audit reports," Gadkari said.



Indian Railways



MORTH

CORE STRENGTHS



Solution Provider

Exploring the various solutions

One stop solution provider



Grade recommendation / customization



Quality Control



Ensures availability of all supportive components for implementation



Identifying implementation vendors



Dedicated JSL technical resource



Welder training



Consultancy in newer application



Fabrication support



Reaching New Horizons **with our Presence**

Extending our footprint worldwide, empowering growth and collaboration.

Global footprint



Domestic footprint



JSL and Associate Sales Offices
 JSL and Associate Service Center
 Manufacturing Facility



Nurturing Expertise & Brand Excellence

Building enduring partnerships with key customers

Investing in various
Branding & marketing
Initiatives to enhance overall market potential

Jindal Saathi

Stainless Steel Pipes & Tubes campaign


Increased genuine Jindal Saathi Seal recognition among fabricators and retailers in 55 cities.



Jindal Infra

Jindal Infinity Infra Solutions

Unified separate entities under the Jindal Infinity Infra Solutions brand, offering comprehensive stainless steel solutions and services in the infrastructure sector.



The Stainless Academy **Redefining Stainless Power**

Stainless Academy (Awareness & Eco - system Development)

Stainless Education

Courses in **11 Leading institutes** likes IITs

Introduction of **SS courses** in all the polytechnic of **Odisha & Haryana**

Workshops for **hands-on trainings** like **Production Units of Indian Railways, FOB contractor welders,**

Skill enhancement program across **downstream MSME industries** in partnership with NSDC



Fabrication Upskilling

18,000+ Fabricators trained under 200 programs conducted across 150 cities

Under Skill India training program, 41 trainings over 1300+ fabricators trained

Supported by **Ispati irada & Skill India**




Empowering Our Nation: Safeguarding Security and Driving Growth

Nuclear Applications

We are one of the two companies globally to supply to the prestigious International Thermonuclear Experiment Reactor (ITER) project, ITER's Cryostat Project in France.

Also, supplied to nuclear power projects at Bhabha Atomic Research Centre and Indira Gandhi Centre for Atomic Research.



Space Application

Supplying Critical special alloys including low alloy steel grade for the booster engine in satellite launch vehicles and Chandrayaan programs



Green Hydrogen

Supplied 40 Mt for 238 MT Storage capacity in LH2 approx. 10 % of 5MMT storage cap in LH2. Balance SS 316L in Low Pressure Piping, Buffer tanks, Heat Exchangers, Drier etc.



Ballistic And Blast Protection

Various grades for the both ballistic and blast application. The material has been used in various OEMs in India for bullet proof vehicles in India Materials for space application



Marine Application

Super duplex alloy for the submarine rocket launcher system



Missile Application

Stainless steel for various parts: high ductility low alloy steel for the missile launcher and booster engine, martensitic steel for missile and launcher components, spring steel for wing locks and missile wings, and low alloy steel grade for the missile canister.



Harnessing Technology for Customer Experience

Unlocking efficiency and connectivity through digitization



Fueling **Innovation** and **Advancement** through R&D

R&D division plays a pivotal role in retaining and consolidating JSL's leadership position providing agility to alter product and geographical mix with market dynamics

Developing new R&D center in Odisha



Key focus areas for innovation



Advance R&D division - a key factor driving new customer additions

Successfully developed high-value specialty products to serve niche markets



New grades and variants developed for Nuclear, green hydrogen, lift, and elevator, Auto, metro, railways, foot-over bridge, among others



Foray into the Defence sector driven by R&D expertise



Efficiently catering to the on-going requirements of existing customers through customization



Quality upgradation of existing products to cater to all and newly evolving end-user segments



Close interaction with reputed national & international laboratories /scientific institutions / universities for critical investigations



Structural Changes

Sourcing and sales strategy



Planning, operations, sales, and sourcing underwent a complete overhaul ; Adoption of Theory of Constraints (ToC)



More than Five decades of experience supported by data analytics helped in transforming the production from Made to Order (MTO) to Made to Anticipation (MTA).

70% shift to MTA resulting in a reduction in lead time by more than one-third, thereby yielding significant productivity improvement



Drastic shift in raw material procurement moved to domestic sources – switch from far off to near by shores to further shorten the supply chain, suppliers' yards moved closer to the factories



Reduced inventory pipeline, releasing working capital. Debtor days also reduced, strengthening cash flows and balance sheets



ESG

ESG
ENVIRONMENTAL SOCIAL GOVERNANCE



Sustainability in Action: JSL's ESG Commitment at a Glance

Paving the Way to Excellence



Pledged to the Science Based Targets initiative (SBTi)



Aligns with the Paris Agreement's 1.5°C



JSL ESG Ratings



MSCI
BB



DJSI
78



Crisil
58



CDP
B



Sustainalytics
36.7



EcoVadis
71
(Bronze)



CSR HUB
78%



JSL's Commitment to Environmental Responsibility

Championing environmental stewardship aligned to global standards



50%
Reduction in
emission
intensity by FY
2035 compared to
FY 22 levels



~1 GW
Wind-Solar Hybrid
Renewable project –
(2 MoUs signed)



34.5 MWp
Rooftop Solar
*6.5MWp installed

28MWp
Commissioned



Net Zero
Carbon emissions
by 2050



7.3 MWp
Floating Solar
Installed

31,105 MWh

Renewable
energy consumed

76,595 TCO₂e

Carbon
Abated through projects

6.41m³/TCS

Water Intensity

2.15 TCO₂e/TCS

Emission Intensity

72%

Scrap Utilized
in Production

34,000+

Saplings planted
inside the premise

Aligned to National & International Frameworks



Regulatory Compliances



Promoting Social Welfare & Enriching Communities

Empowering lives through training, safety, and social initiatives



Social

Community Development

4.5 Lakh+ Beneficiaries through our intensive CSR programs to date

Safety management

Continuous safety programs

Implemented several safety measure & rolled out “Accident free steel” a program which necessitates safe working procedures on site

Training and development

E-learning modules for workers in local language. All employees participate in Toolbox Talks (TBT) which serve as an informal platform to consult all levels of workmen regarding safe work practices

Learning & Development

PARIVARTAN a high potential development program.
AROHAN Customized skill upgradation. Aspire & Achieve, Being Better, Masterful Management-Individual Development Programmes
Engaging Activities at Plants International Labour Day, International Women’s Day, Safety Celebration Week

Aligned to National & International Frameworks

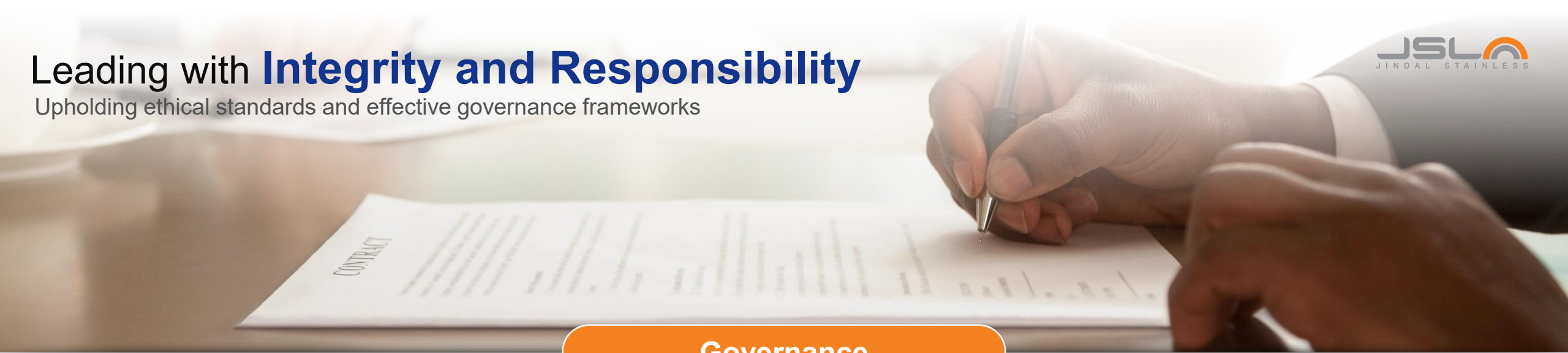


United Nations Global Compact



Leading with Integrity and Responsibility

Upholding ethical standards and effective governance frameworks



Governance

Policies

Jindal Stainless have formulated several policies within the Company's Corporate Governance framework. These policies help foster an organizational culture that results in transparent, ethical, and responsible operations of the group. Some of the policies and codes adopted by the Company are as featured below:

Whistle blower policy

Policy on disclosure of material event information

Dividend distribution policy

Investor & Shareholder Grievance policy

Remuneration policy

Policy on material subsidiaries

Anti Bribery & Anti corruption policy

Human Right policy

CSR policy

Related party policy

POSH policy

Forex Risk management

Equal Opportunity policy

Product Stewardship

R&D lab at both plants implemented a laboratory management system as per ISO 17025:2017 and certification by NABL to ensure compliance of products as per required specifications.

IATF certification as per IATF 16949:2016 obtained which enforces best practices under Total Preventive Maintenance (TPM).

Stakeholder engagement

The process of identifying stakeholders and engaging with them is based on four elements:

Identification

Open and interactive

Inclusive and proactive

Transparent

Aligned to National & International Frameworks



United Nations Global Compact



Renewable Energy

For incremental energy requirement of 1MTPA expansion in Odisha, signed MoU with M/s Renew Power- ~300 MW Wind-Solar Hybrid Renewable project to ensure ~100 MW RTC



Jindal Stainless imports RE power through Open Access to comply the RPO by SERC



To increase the Renewable Energy Portfolio into the Energy mix. 21 MWp rooftop solar project is underway



Floating Solar Project (Installed capacity = 7.3MWp, 25 years project; 225,364 MWh energy generation & 2.2 Lakh tCO2 abatement potential



Partnered with Hygenco India Private Ltd.



Green Hydrogen

Green Hydrogen to replace fossil fuels



Expected Carbon abatement tCO2/yr 2700 MT per annum



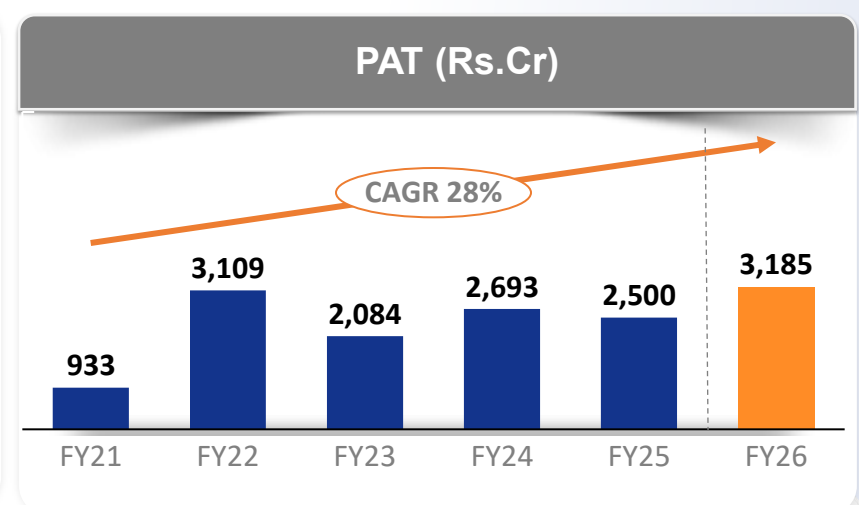
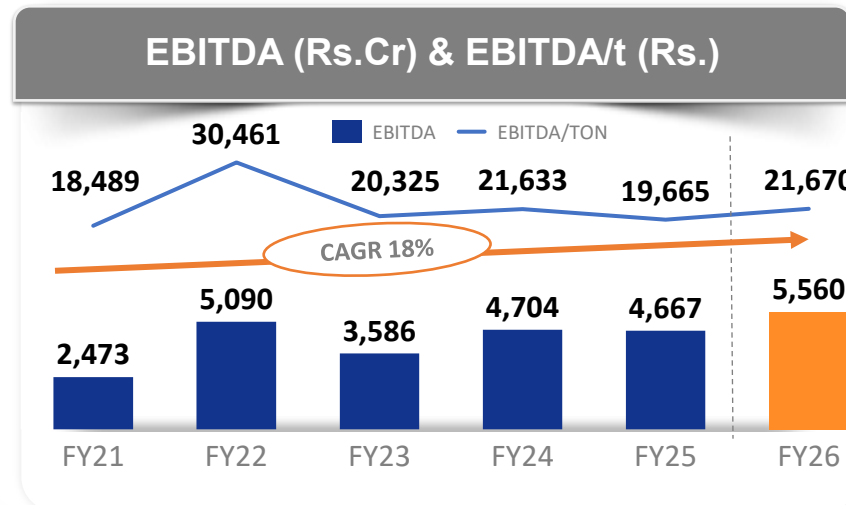
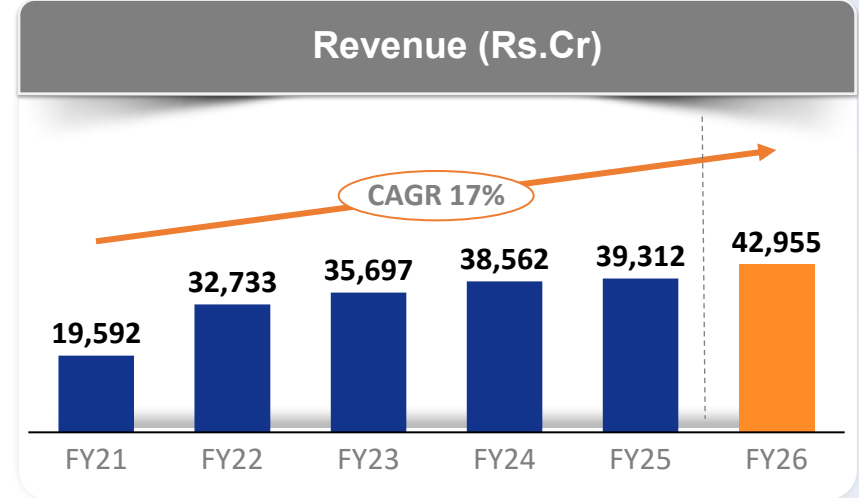
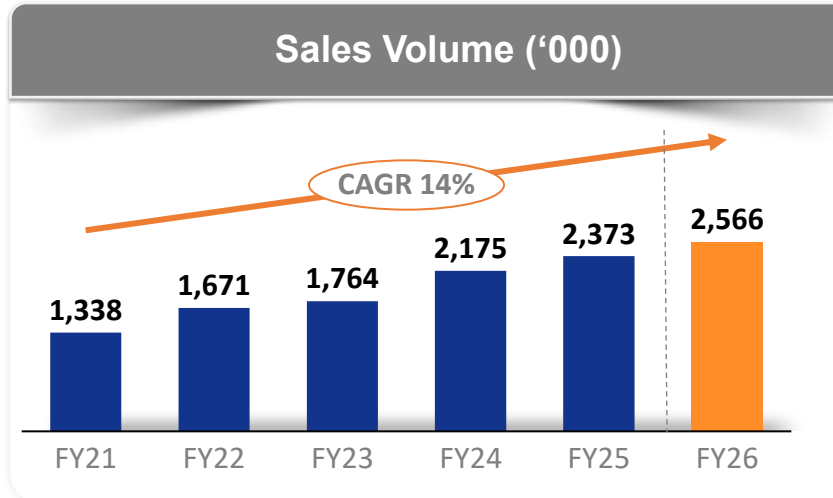
First Green hydrogen plant, catalyze our transition to thermal to clean energy



FINANCIALS

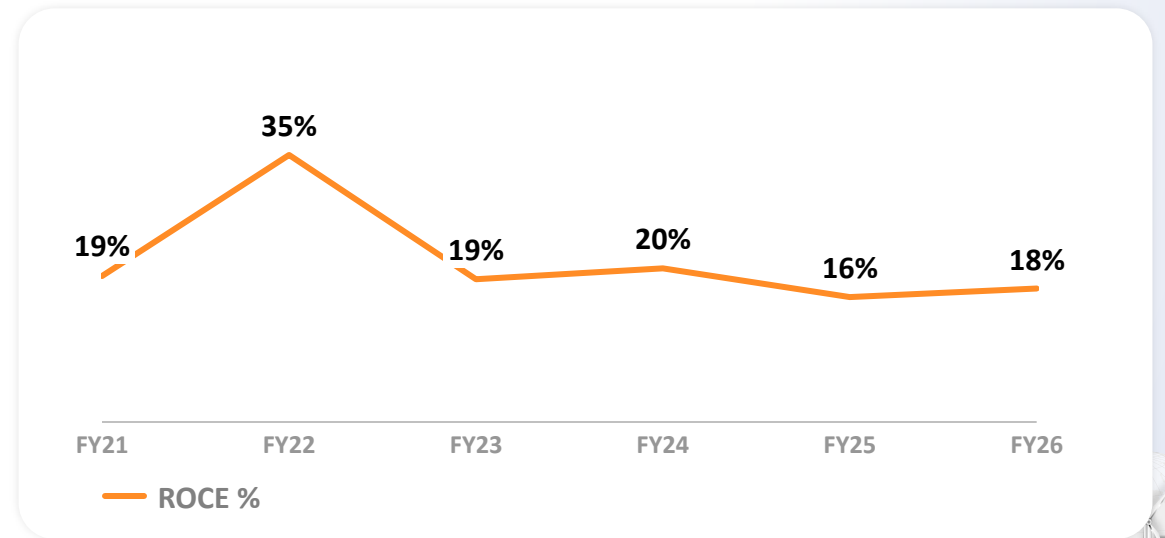
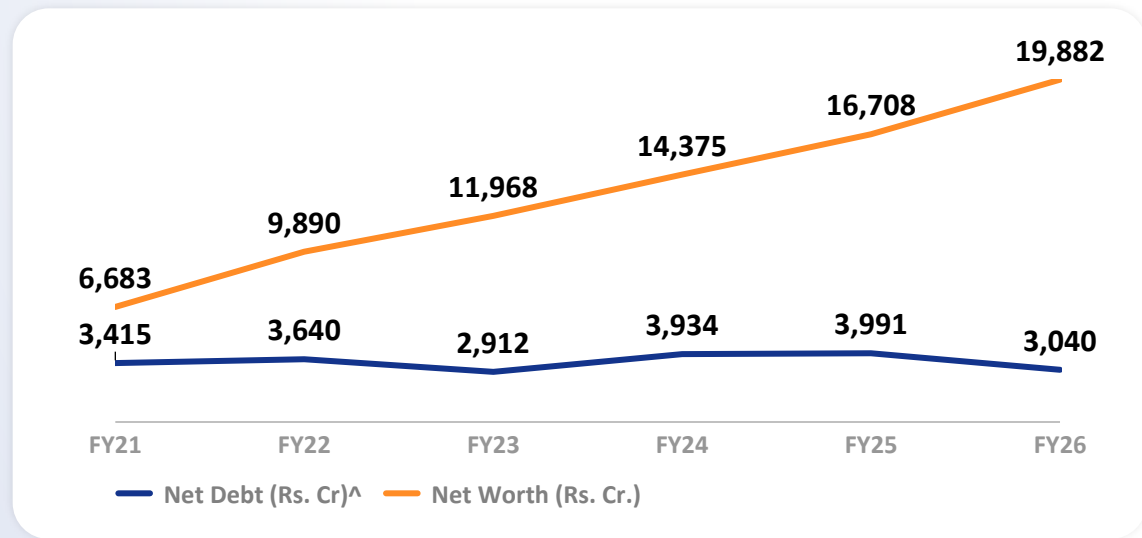
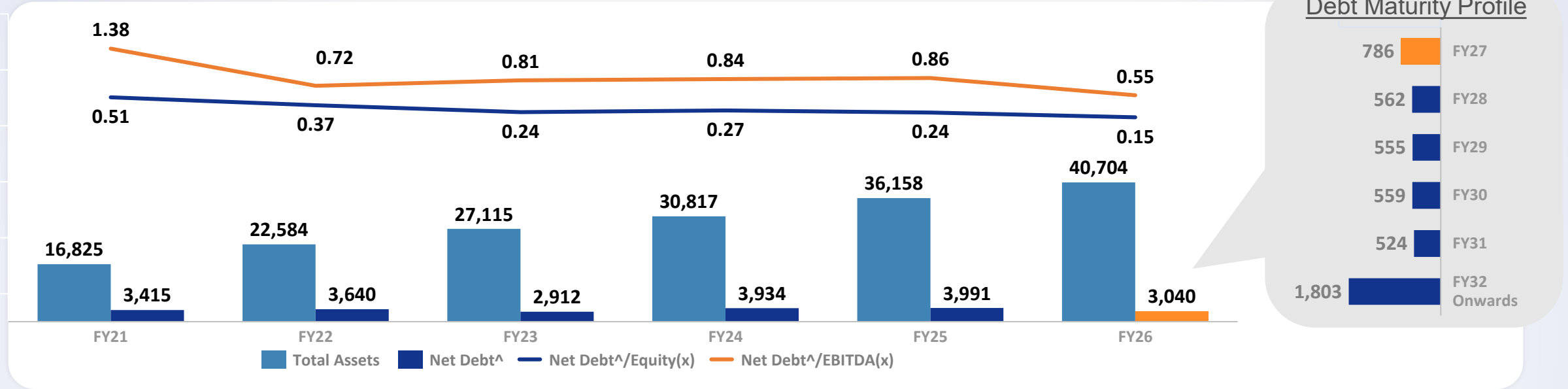


JSL's Stellar Performance



Strengthening Financial Position

Charting the path for De-leveraging



³⁹Net debt includes loans from Bank & financial Institutions only; Consolidated financials

JSL Growth Commitment :

Strategic Expansion Plan - Upstream and Downstream Augmentation

Completed projects

~1,618 Cr

Chromeni acquisition (100%)
0.6 MTPA Cold Rolling in Gujarat
With landbank of ~400 acre

~710 Cr

JV with 49% stake in
Indonesia 1.2 MTPA Melt Shop

~250 Cr

Speciality Steel
ESR Furnance & Forging in Hisar

On-going projects

~1,900 Cr

Downstream HRAP & CRAP
augmentation

~1,200 Cr

Upgradation of Infrastructure
facilities and ESG projects

Recently announced project

~900 Cr

Cold Rolling Capacity
augmentation at Hisar and
Kharagpur

3MTPA

↑ Melt Capacity
↑ Downstream Balancing

4.2MTPA



Noteworthy Acquisition

Significant progress and milestones in JSL's journey



JUSL Integrating the Operations

JUSL acquisition completed on July 20, 2023, with JSL acquiring balanced 74% equity stake for a cash consideration of INR 958 crores.

This acquisition would result in improved synergies between both the companies and a preferred governance structure, thereby enhancing value for all stakeholders.



JSL Super Steel Ltd Product Diversification

In November 2022, Jindal Stainless Ltd achieved a successful acquisition of Rathi Super Steel Ltd, adding wire rod and re-bars rolling capacity of 0.16 million tons.

Approach towards product diversification, adds long product (Wire rods & Rebars) in existing product portfolio.

Note: *Formally Rathi Super Steel Ltd*



Rabirun Vinimay Pvt Ltd Product Diversification

In December 2023, Jindal Stainless Ltd achieved a successful acquisition of Rabirun Vinimay Pvt Ltd,

Pipe & tubes capacity of 50KTPA. The plant is located at Vidyasagar Industrial Park, Kharagpur, West Bengal in ~ 60 acres of land area



Stake in NPI Facility Enhancing Raw Material Security

The company has partnered with New Yaking Pte Ltd to acquire a 49% stake in an NPI smelter in Indonesia.

This strategic partnership aims to strengthen the company's raw material security.

The stake acquisition in the NPI facility marks a significant step towards achieving greater operational efficiency and sustainability.



Stake in SMS Facility Enhancing Operational Capabilities

JSL has formed a joint venture, holding a 49% stake, to develop and operate a 1.2 MTPA SMS facility in Indonesia.

With this investment, JSL increases its total melting capacity to 4.2 MTPA, including 3 MTPA in India.

PT GMI becomes a step-down subsidiary due to JSL's right to appoint a majority of board directors.



Strategic Capital Allocation for Sustainable Growth

Optimizing returns through resource optimization

Capital Allocation

Capital Expenditure

Organic & inorganic Capex
Growth projects
ensure IRR ~15%

Sustaining Capex
for cost and
operational efficiencies

Dividend

Target a dividend pay-out upto
20% of the PAT, in any financial year,
on progressive basis in future

Optimize Leverage Ratio

**Strong balance sheet
with controlled leverage:**
Net Debt/EBITDA <1.5X



Journey to Superior Ratings

Advancing credit ratings to increase investor confidence



RATINGS 7 NOTCHES HIGHER

 An S&P Global Company	 A Fitch Group Company	
---------------------------	---------------------------	--



Leading the Way

Strong Growth and Sustainable Practices in the Value-Added Stainless Steel Sector



Contact Us



India's leading stainless steel manufacturer, Jindal Stainless, had an annual turnover of INR 42,955 crore (USD 4.86 billion) in FY26 and is ramping up its facilities to reach 4.2 million tonnes of annual melt capacity in FY27. It has 16 stainless steel manufacturing and processing facilities in India and abroad, including in Spain and Indonesia, and a worldwide network in 12 countries, as of March 2026. In India, there are ten sales offices and six service centres, as of March 2026. The company's product range includes stainless steel slabs, blooms, coils, plates, sheets, precision strips, wire rods, rebars, blade steel, and coin blanks.

Jindal Stainless relies on its integrated operations to enhance its cost competitiveness and operational efficiency. Founded in 1970, Jindal Stainless continues to be inspired by a vision for innovation and enriching lives and is committed to social responsibility.

Jindal Stainless remains focused on a greener and sustainable future. The company manufactures stainless steel using electric arc furnace, a process that significantly reduces greenhouse gas emissions and allows for recyclability of scrap without compromising on quality.

Angad Khurana

Head – Investor Relations
angad.khurana@jindalstainless.com

Jindal Stainless Limited

Tel: +91 11 2618 8345





THANK YOU



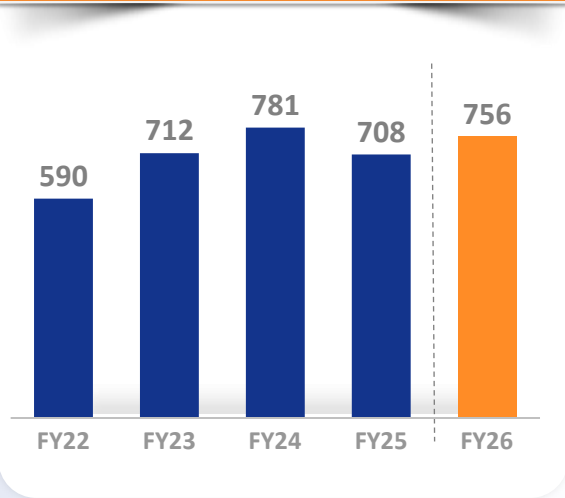
ANNEXURES



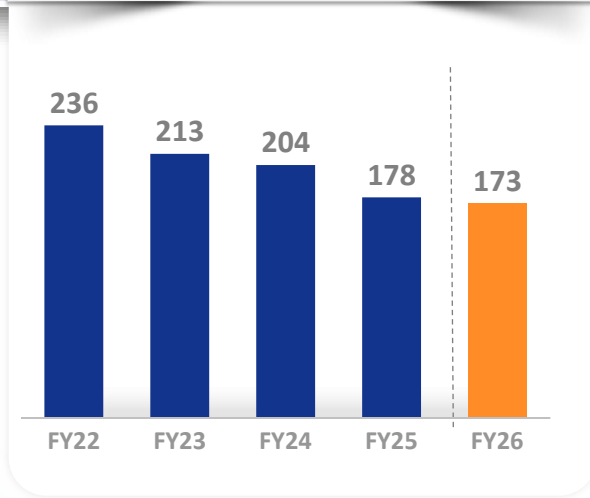
JUSL Snapshot



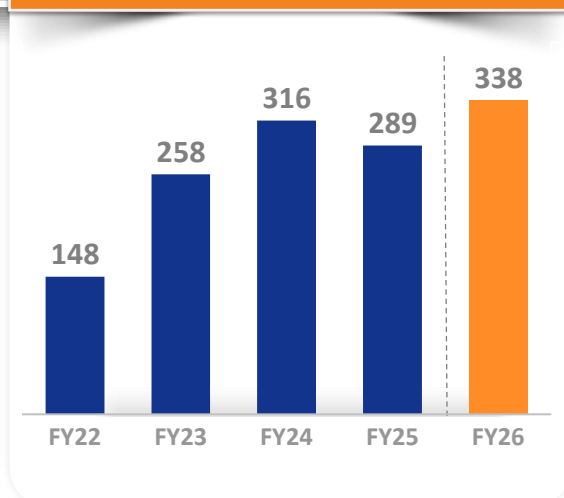
EBITDA (Cr.)



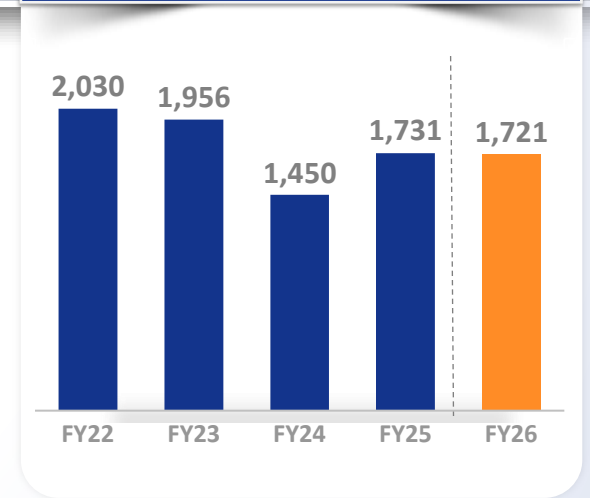
Interest cost (Cr.)



PAT (Cr.)



Net Debt (Cr.)^



48 ^Net debt includes loans from Bank & financial Institutions only; Standalone financials



Accolades of Distinction

Recognitions and certifications highlighting industry leadership



Quality

Best Raw Material Supplier Award given to Stainless by Honda Motorcycle & Scooter India

Supplier Excellence Award by Whirlpool

Supplier Excellence Award by Sulzer Excellence Award



Safety

International Safety Award 2021 to JSHL by British Safety Council



Learning & Development

Young L&D Leader of the year (30-40) at the 5th Edition L&D Vision & Innovation Summit & Award 2022



Environment Management

22ND GREENTECH Environment Award 2022 given to JINDAL STAINLESS in the Metal & Mining Sector

Fame Environment Excellence Award 2022 (Platinum) Given To JINDAL Stainless In The Metal & Mining Sector By Foundation For Accelerated Mass Empowerment



Platinum Award in "The Energy & Environment Foundation Global Award-2022



Energy Efficiency

Golden Peacock Award for Energy Efficiency for the year 2022 by the institute of Directors

SEEM National Energy Management Awards (Platinum category - steel sector)



2nd prize in State level Energy Conservation Award 2020 by HAREDA



JSHL awarded Winner of Golden Peacock Award for Energy Efficiency 2021



JSHL awarded Winner of Golden Peacock Award for Energy Efficiency 2022



Platinum Award in "The Energy & Environment Foundation Global Award-2021



'Excellent Energy Efficient Unit' Award in CII National Energy Management Award-2021



Platinum Award in "Iron & Steel Sector" in SEEM -2020 held on 26th June 2021.



Winner under large Scale Deployment



Shareholding Pattern

